

The Rebirth CONCEPT

INTRODUCTION

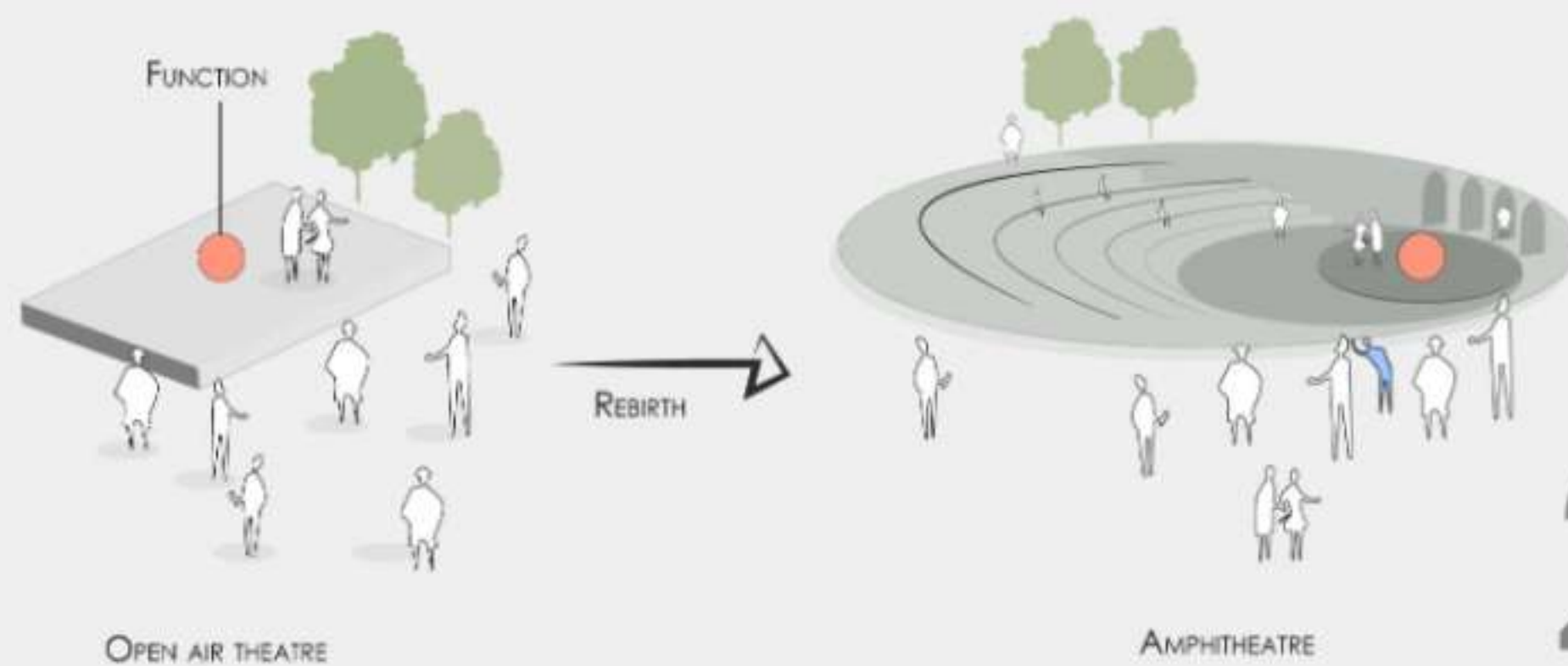
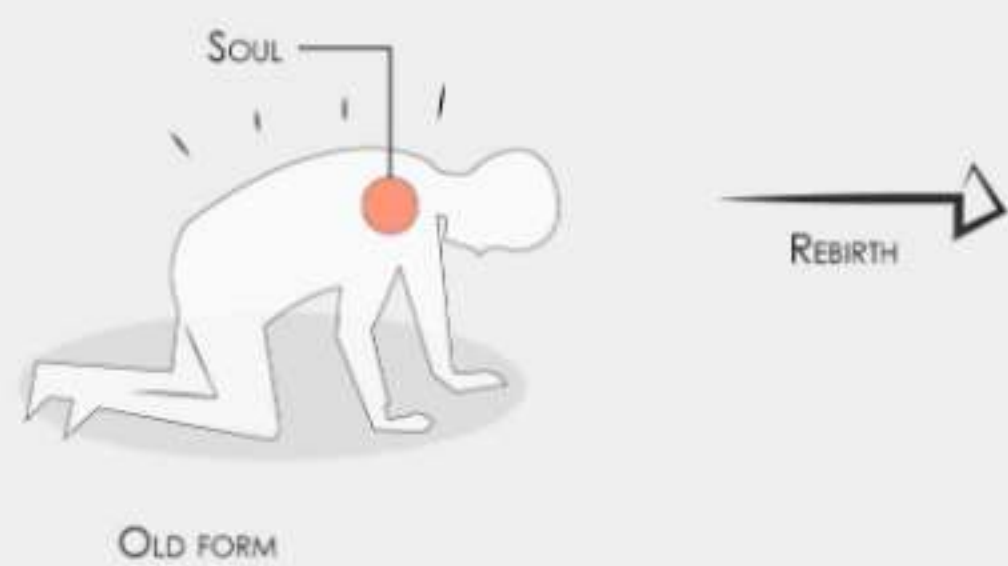
The concept of Rebirth serves as the foundation for this campus design, symbolizing renewal, transformation, and continuity. The existing open-air theatre on site, already a vital gathering space, becomes the nucleus around which the campus is revitalized—preserving the past while giving rise to new possibilities.



3

THE CONCEPT

"Transformation breathes new life into the essence, where form evolves, but the core remains eternal."



2

THE SITE

The site consist of an open air theatre making it an ideal gathering spot for students. Located in the hosteler's zone, it serves as a popular hangout area where students from various departments come together for socializing and for gatherings.

INSPIRATION

"WE SPEND OUR EVENING IN THE OPEN-AIR THEATRE."
AND THATS THE ONLY SPACE WE HAVE...



DESIGN AIMS

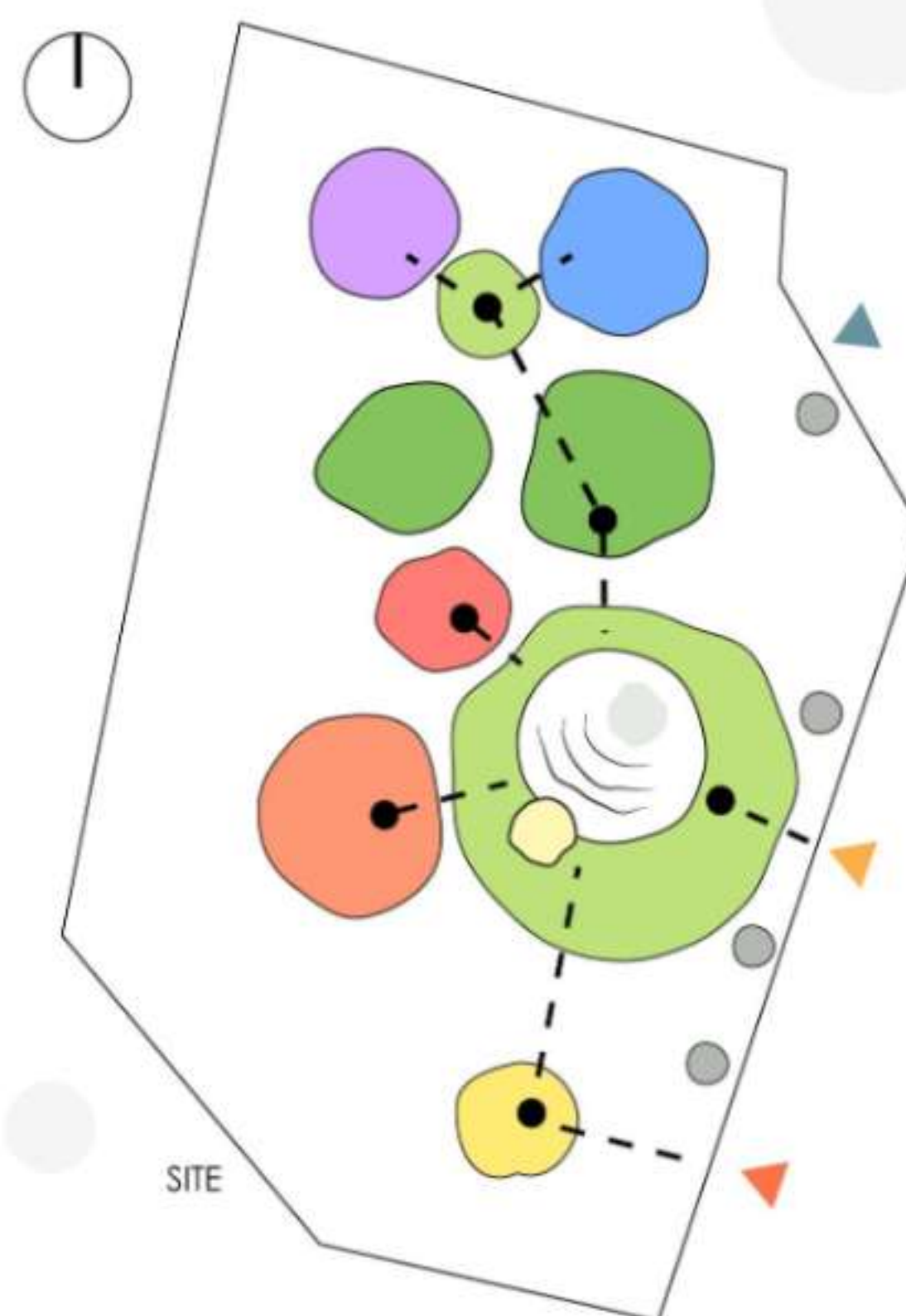
Aim : To maintain the function of the site.
To make the amphitheatre as a central soul of the campus.



GATHERING SPACE

SOUL OF CAMPUS

ZONING



LEGENDS

- ADMIN
- CENTRAL AREA
- AMPHITHEATRE
- CANTEEN
- B.ARCH
- B.PLAN
- PLAY ZONE
- B-HOSTELS
- G-HOSTELS
- PARKING
- ▲ M.ENTRY/EXIT
- ▲ S.ENTRY/EXIT
- ▲ SERVICE ENTRY

SITE

1



OPEN AIR THEATRE IN THE SITE

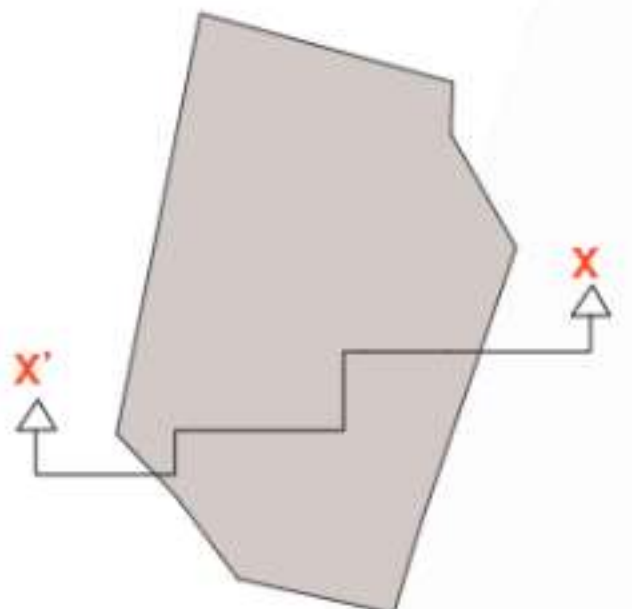

MASTER PLAN

AR3711
CRITICAL DESIGN STUDIO

AR KEERTHANA, AR FENIN GRAF

SCALE - 1:400, A0 SHEET

LOCATION : PONDICHERRY UNIVERSITY, R.V. NAGAR, KALAPET



SITE AREA

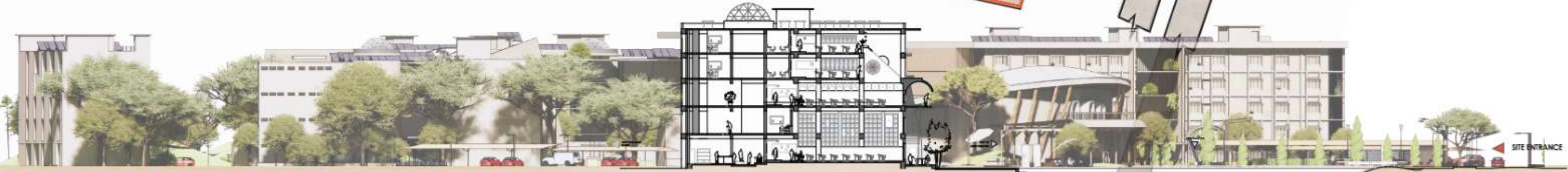
16 ACRES = 64736 SQM
 FUTURE EXPANSION - 30%
 [19421 SQM]
 FSI - 1.5
 16 ACRE - 40% = 38841.6SQM
 BUILTUP AREA = 58262 SQM
 ACADEMIC BLOCK - 19900
 SQM
 HOSTEL BLOCK - 14200
 SQM
 STAFF HOUSING - 2596
 SQM



LEGENDS

- ▶ M. ENTRANCE [7M]
- ▶ ADMIN ENTRANCE [7M]
- ▶ SERVICE ENTRANCE [7M]
- ▶ BASEMENT ENTRY [7M]

- 1. AMPHITHEATRE
- 2. THE GREEN ARCH
- 3. POND
- 4. ADMIN BLOCK
- 5. PRINCIPAL BUNGLAW
- 6. CANTEEN
- 7. ARCH. BLOCK
- 8. PLANN. BLOCK
- 9. AUDITORIUM
- 10. FOOTBALL GROUND
- 11. BOYS HOSTEL
- 12. GIRLS HOSTEL
- 13. MESS HALL
- 14. PAVILIONS
- 15. PARK/CAMP FIRE
- 16. STAFF QUARTERS/
GUEST HOUSING/
- 17. FUTURE EXPANSION
- 18. TENNIS COURT
- 19. BADMINTON COURT
- 20. SECURITY KIOSK
- 21. PUBLIC TOILET





COLUMN LAYOUT

SCALE - 1:200, NOTE: ALL DIMENTIONS ARE IN M



PG	PG
02	PG
05	04
03	01

B.ARCH BLOCK

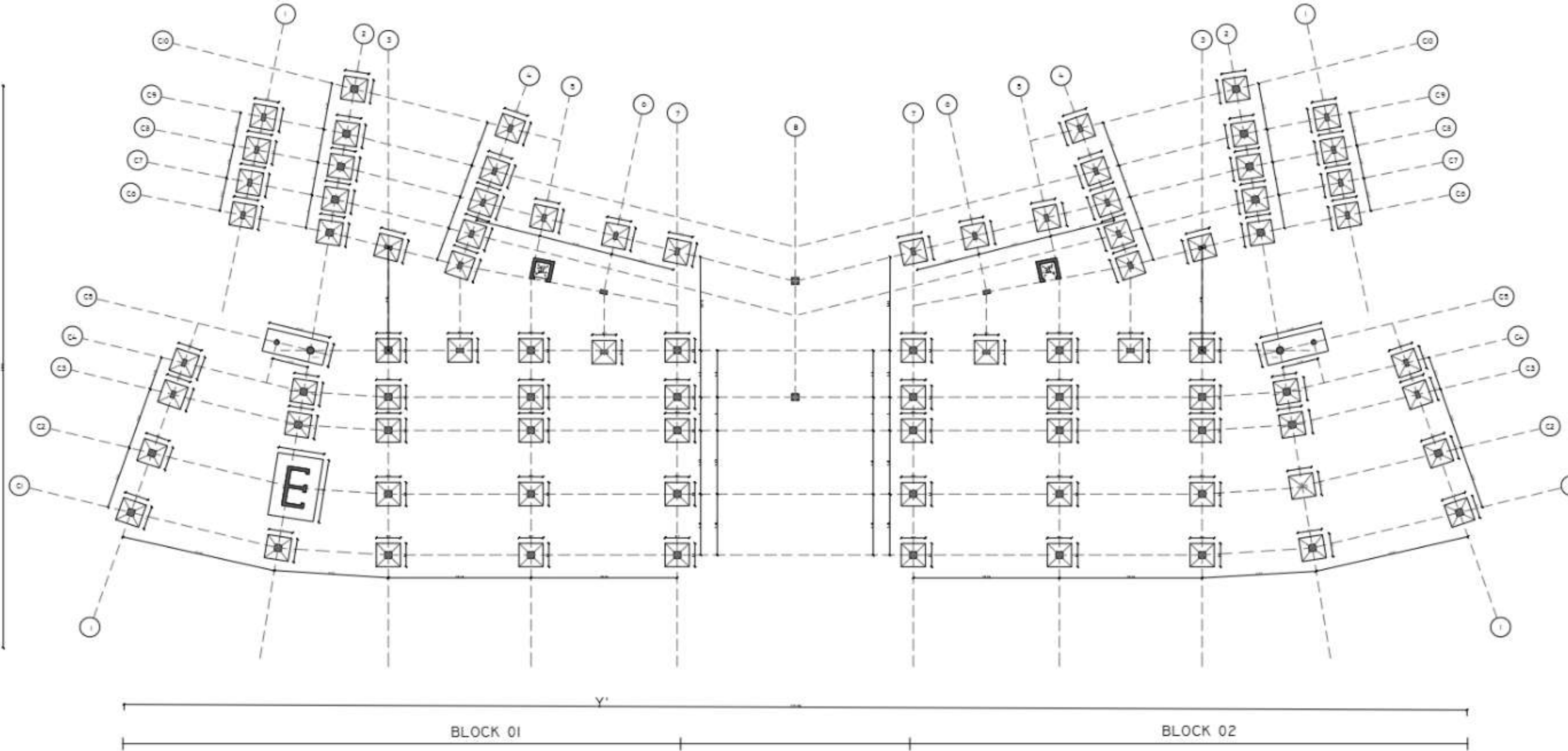


LOCATION : PONDICHERRY UNIVERSITY, R. V. NAGAR, KALAPET

COORDINATES: LATITUDE - 12.0159° N, LONGITUDE - 79.8585° E

SITE AREA : 16 ACRES | 64,749.70 SQM

PLINTH AREA :



DOOR SCHEDULES			
S.NO	N.	DIMENSION	DOOR TYPE
1.	D1	1.5X2.1M	DOUBLE DOOR
2.	D2	1.2X2.1M	SINGLE DOOR
3.	D3	1X2.1M	SINGLE DOOR
4.	D4	.9X2.1M	SINGLE DOOR
5.	D5	.7X2.1M	SINGLE DOOR

WINDOW SCHEDULES			
S.NO	N.	DIMENSION	WINDOW TYPE
1.	W1	2X2.1M	FRENCH WINDOW
2.	W2	1.5X2.1M	FRENCH WINDOW
3.	W3	1.2X1.2M	DOUBLE SHUTTER
2.	W4	1X1.2M	HUNG WINDOW
3.	W5	1X1M	HUNG WINDOW

VENTILATOR SCHEDULES			
S.NO	N.	DIMENSION	VENTILATOR TYPE
1.	V1	1X.5M	PIVOTED
2.	V2	.2X.5M	PIVOTED

FLOOR DETAILS		
S.NO	DETAILS	
1.	FLOOR TO CEILING HEIGHT	3.45M
2.	FLOOR TO FLOOR HEIGHT	3.00M
3.	SLAB THICKNESS	.15M

WALL THICKNESS		
S.NO	WALL	THICKNESS
1.	OUTER WALL	.5M
2.	INNER WALL	.25M
3.	PARTITION WALL	.15M

STAIRCASE DETAILS			
S.NO	STAR TYPE	WIDTH	TOTAL RISE
1.	ANGULAR - 120	1.5M	24
2.	STRAIGHT	1.5M	24
3.	SPRAL	1.5M	24
4.	DOUBLE-ENDED	1.5M	24

STEP DETAILS		
S.NO	DETAILS	DIMENSION
1.	THREAD	.25M
2.	RISER	.15M
3.	HANDRAIL	.90M IN HEIGHT

RAINF DETAILS	
RAINF SLOPE	1:10

LIFT DETAILS	
NO. OF LIFTS	4
CAPACITY	10 PASSENGERS
DIMENSION	1.25X1.45M

COLUMN DETAILS	
COLUMN NO.	DIMENSION
C1	.60X.60M
C2	.35X.60M
C3	.60M DIA
C4	.50M DIA

BEAM DETAILS	
SPAN	.65M DEPTH

DETAILS SCENES



AR3711 - CRITICAL DESIGN STUDIO

SCHOOL OF ARCHITECTURE AND PLANNING, PONDICHERRY

FACULTIES : AR KEERTHANA, AR FENIN GRAF

NAME : SHALBIN S JOY

REG NO. : 963422251029

BATCH : 2022-2027

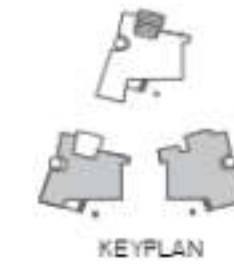
YEAR : 04, SEM : 07

SIGN :



GROUND FLOOR PLAN

SCALE - 1:200, NOTE: ALL DIMENTIONS ARE IN M



PG	PG
02	PG
05	04
03	01

B.ARCH BLOCK

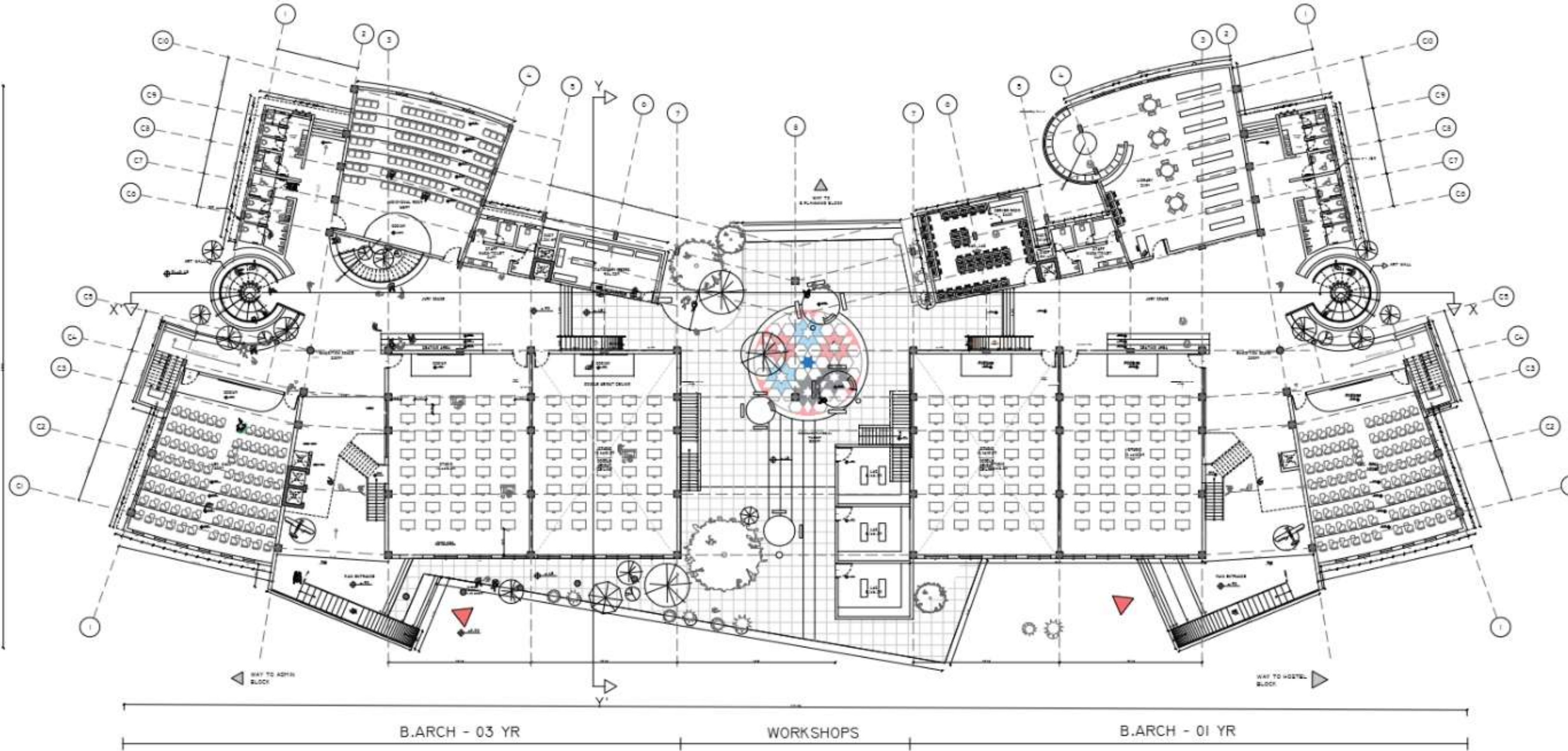


LOCATION : PONDICHERRY UNIVERSITY, R.V. NAGAR, KALAPET

COORDINATES: LATITUDE - 12.0159° N, LONGITUDE - 79.8585° E

SITE AREA : 16 ACRES | 64,749.70 SQM

PLINTH AREA :



DETAILS

DOOR SCHEDULES

S.NO	N.	DIMENSION	DOOR TYPE
1.	D1	1.5X2.1M	DOUBLE DOOR
2.	D2	1.2X2.1M	SINGLE DOOR
3.	D3	1X2.1M	SINGLE DOOR
4.	D4	.9X2.1M	SINGLE DOOR
5.	D5	.7X2.1M	SINGLE DOOR

WINDOW SCHEDULES

S.NO	N.	DIMENSION	WINDOW TYPE
1.	W1	2X2.1M	FRENCH WINDOW
2.	W2	1.5X2.1M	FRENCH WINDOW
3.	W3	1.2X1.2M	DOUBLE SHUTTER
2.	W4	1X1.2M	HUNG WINDOW
2.	W5	1X1M	HUNG WINDOW

VENTILATOR SCHEDULES

S.NO	N.	DIMENSION	VENTILATOR TYPE
1.	V1	1X.5M	PIVOTED
2.	V2	.2X.5M	PIVOTED

FLOOR DETAILS

1.	FLOOR TO CEILING HEIGHT	3.45M
2.	FLOOR TO FLOOR HEIGHT	3.00M
3.	SLAB THICKNESS	.15M

WALL THICKNESS

S.NO	WALL	THICKNESS
1.	OUTER WALL	.5M
2.	INNER WALL	.25M
3.	PARTITION WALL	.15M

STAIRCASE DETAILS

S.NO	STAR TYPE	WIDTH	TOTAL RISE
1.	ANGULAR - 100	1.5M	24
2.	STRAIGHT	1.5M	24
3.	SPIRAL	1.5M	24
4.	DOG-LEGGED	1.5M	24

STEP DETAILS

S.NO	DETAILS	DIMENSION
1.	THREAD	.25M
2.	RISER	.15M
3.	HANDRAIL	.90M IN HEIGHT

RAINF DETAILS

RAINF SLOPE	1:10
-------------	------

LIFT DETAILS

NO. OF LIFTS	4
CAPACITY	10 PASSENGERS
DIMENSION	1.25X1.45M

COLUMN DETAILS

COLUMN NO.	DIMENSION
C1	.60X.60M
C2	.35X.60M
C3	.60M DIA
C4	.50M DIA

BEAM DETAILS

SPAN	.15M
DEPTH	.65M

DETAILS SCENES



AR3711 - CRITICAL DESIGN STUDIO

SCHOOL OF ARCHITECTURE AND PLANNING, PONDICHERRY

FACULTIES : AR KEERTHANA, AR FENIN GRAF

NAME : SHALBIN S JOY

REG NO. : 963422251029

BATCH : 2022-2027

YEAR : 04, SEM : 07

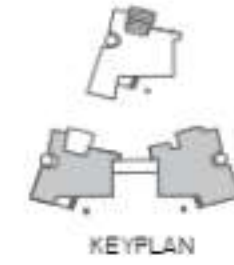
SIGN :

.....E



FIRST FLOOR PLAN

SCALE - 1:200, NOTE: ALL DIMENTIONS ARE IN M



PG	PG
02	PG
05	CL
03	01

B.ARCH BLOCK



5

SHEET NO.

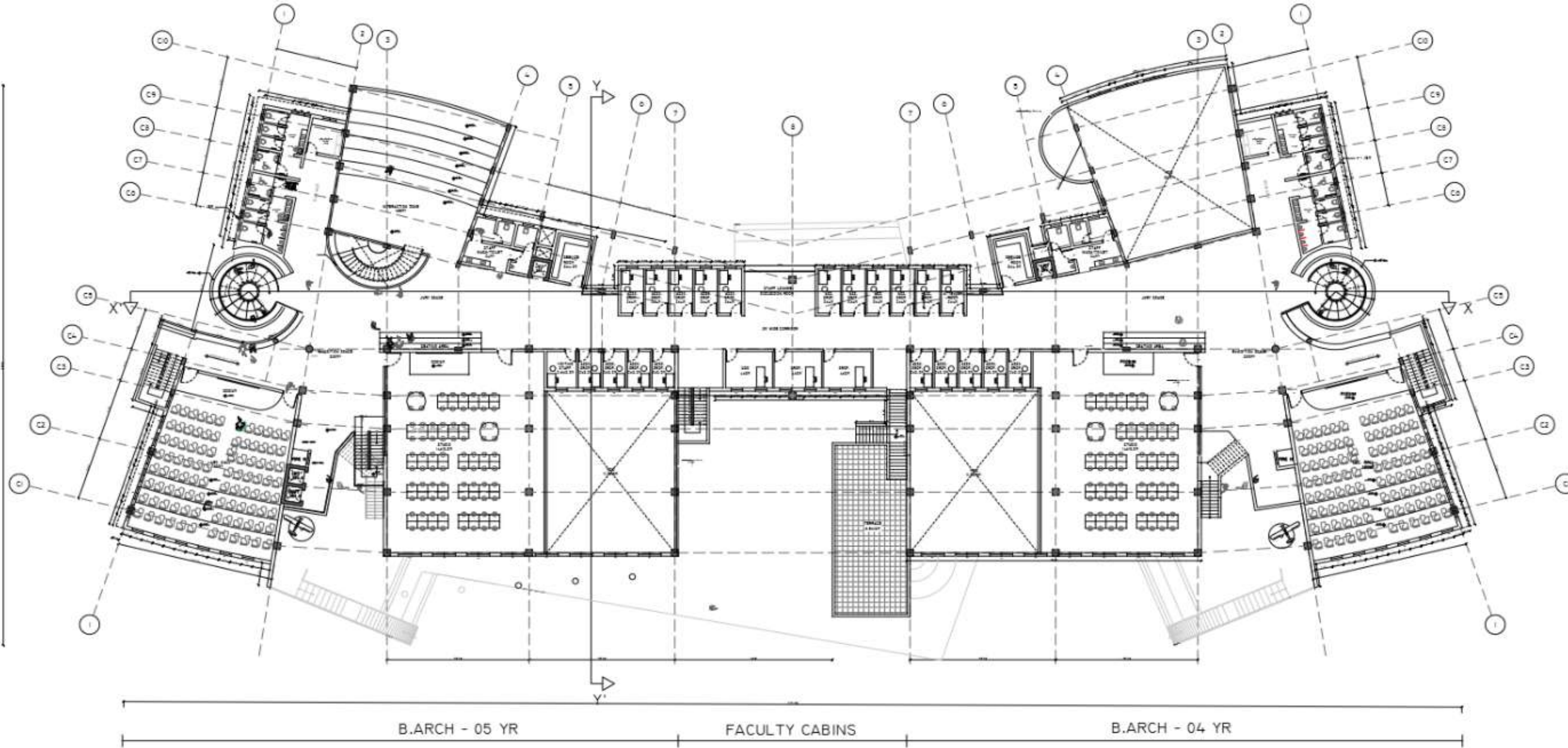
DATE: 29-10-2025

LOCATION : PONDICHERRY UNIVERSITY, R.V. NAGAR, KALAPET

COORDINATES: LATITUDE - 12.0159° N, LONGITUDE - 79.8585° E

SITE AREA : 16 ACRES | 64,749.70 SQM

PLINTH AREA :



DETAILS

DOOR SCHEDULES			
S.NO	N.	DIMENSION	DOOR TYPE
1.	D1	1.5X2.1M	DOUBLE DOOR
2.	D2	1.2X2.1M	SINGLE DOOR
3.	D3	1X2.1M	SINGLE DOOR
4.	D4	.9X2.1M	SINGLE DOOR
5.	D5	.7X2.1M	SINGLE DOOR

WINDOW SCHEDULES			
S.NO	N.	DIMENSION	WINDOW TYPE
1.	W1	2X2.1M	FRENCH WINDOW
2.	W2	1.5X2.1M	FRENCH WINDOW
3.	W3	1.2X1.2M	DOUBLE SHUTTER
2.	W4	1X1.2M	HUNG WINDOW
2.	W5	1X1M	HUNG WINDOW

VENTILATOR SCHEDULES			
S.NO	N.	DIMENSION	VENTILATOR TYPE
1.	V1	1X.5M	PIVOTED
2.	V2	.2X.5M	PIVOTED

FLOOR DETAILS		
S.NO	DETAILS	
1.	FLOOR TO CEILING HEIGHT	3.45M
2.	FLOOR TO FLOOR HEIGHT	3.00M
3.	SLAB THICKNESS	.15M

WALL THICKNESS		
S.NO	WALL	THICKNESS
1.	OUTER WALL	.5M
2.	INNER WALL	.25M
3.	PARTITION WALL	.15M

STAIRCASE DETAILS			
S.NO	STAR TYPE	WIDTH	TOTAL RISE
1.	ANGULAR - 100	1.5M	24
2.	STRAIGHT	1.5M	24
3.	SPRAL	1.5M	24
4.	DOG-LEGGED	1.5M	24

STEP DETAILS		
S.NO	DETAILS	DIMENSION
1.	THREAD	.35M
2.	RISER	.15M
3.	HANDRAIL	.90M IN HEIGHT

RAINF DETAILS	
RAINF SLOPE	1:10

LIFT DETAILS	
NO. OF LIFTS	4
CAPACITY	10 PASSENGERS
DIMENSION	1.20X1.40M

COLUMN DETAILS	
COLUMN NO.	DIMENSION
C1	.60X.60M
C2	.35X.60M
C3	.60M DIA
C4	.50M DIA

BEAM DETAILS	
SPAN	.15M
DEPTH	.65M

DETAILS SCENES



AR3711 - CRITICAL DESIGN STUDIO

SCHOOL OF ARCHITECTURE AND PLANNING, PONDICHERRY

FACULTIES : AR KEERTHANA, AR FENIN GRAF

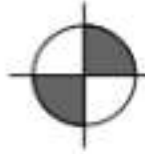
NAME : SHALBIN S JOY

REG NO. : 963422251029

BATCH : 2022-2027

YEAR : 04, SEM : 07

SIGN :



SECOND FLOOR PLAN

SCALE - 1:200, NOTE: ALL DIMENTIONS ARE IN M



PG	PG
02	PG
05	04
03	01

B.ARCH BLOCK

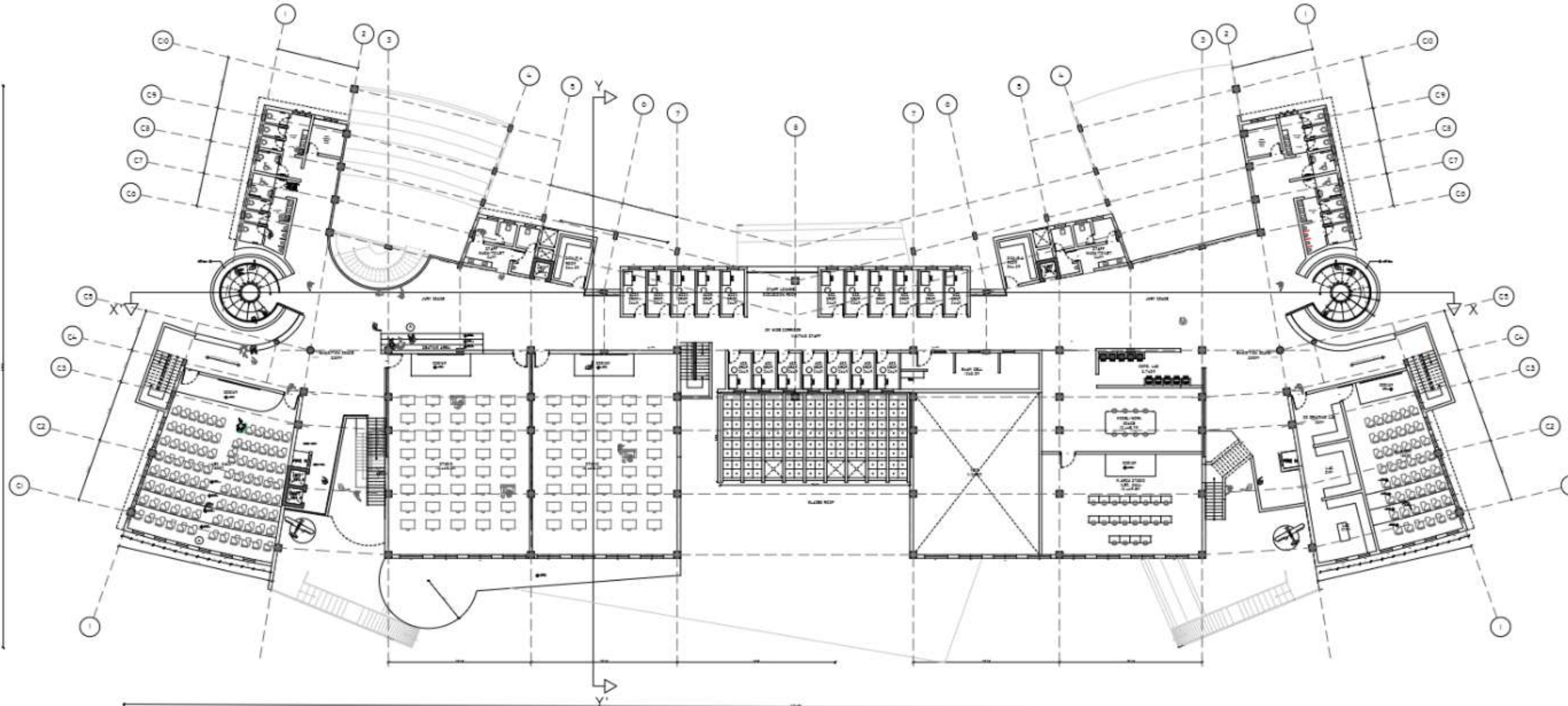


LOCATION : PONDICHERRY UNIVERSITY, R.V. NAGAR, KALAPET

COORDINATES: LATITUDE - 12.0159° N, LONGITUDE - 79.8585° E

SITE AREA : 16 ACRES | 64,749.70 SQM

PLINTH AREA :



B.ARCH - 02 YR

FACULTY ROOMS

M.ARCH - URBAN DESIGN

DETAILS

DOOR SCHEDULES

S.NO	N.	DIMENSION	DOOR TYPE
1.	D1	1.5X2.1M	DOUBLE DOOR
2.	D2	1.2X2.1M	SINGLE DOOR
3.	D3	1X2.1M	SINGLE DOOR
4.	D4	.9X2.1M	SINGLE DOOR
5.	D5	.7X2.1M	SINGLE DOOR

WINDOW SCHEDULES

S.NO	N.	DIMENSION	WINDOW TYPE
1.	W1	2X2.1M	FRENCH WINDOW
2.	W2	1.5X2.1M	FRENCH WINDOW
3.	W3	1.2X1.2M	DOUBLE SHUTTER
2.	W4	1X1.2M	HUNG WINDOW
2.	W5	1X1M	HUNG WINDOW

VENTILATOR SCHEDULES

S.NO	N.	DIMENSION	VENTILATOR TYPE
1.	V1	1X.5M	PIVOTED
2.	V2	.2X.5M	PIVOTED

FLOOR DETAILS

S.NO	DETAILS	THICKNESS
1.	FLOOR TO CEILING HEIGHT	3.45M
2.	FLOOR TO FLOOR HEIGHT	3.00M
3.	SLAB THICKNESS	.15M

WALL THICKNESS

S.NO	WALL	THICKNESS
1.	OUTER WALL	.3M
2.	INNER WALL	.25M
3.	PARTITION WALL	.15M

STAIRCASE DETAILS

S.NO	STAR TYPE	WIDTH	TOTAL RISE
1.	ANGULAR - 100	1.5M	24
2.	STRAIGHT	1.5M	24
3.	SPIRAL	1.5M	24
4.	DOG-LEGGED	1.5M	24

STEP DETAILS

S.NO	DETAILS	DIMENSION
1.	THREAD	.35M
2.	RISER	.15M
3.	HANDRAIL	.90M IN HEIGHT

RAINF DETAILS

DETAILS	VALUE
RAINF SLOPE	1:10

LIFT DETAILS

DETAILS	VALUE
NO. OF LIFTS	4
CAPACITY	10 PASSENGERS
DIMENSION	1.35X1.45M

COLUMN DETAILS

COLUMN NO.	DIMENSION
C1	.60X.60M
C2	.35X.60M
C3	.60M DIA
C4	.50M DIA

BEAM DETAILS

DETAILS	VALUE
SPAN	.15M
DEPTH	.65M

DETAILS SCENES



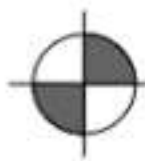
AR3711 - CRITICAL DESIGN STUDIO

SCHOOL OF ARCHITECTURE AND PLANNING, PONDICHERRY

FACULTIES : AR KEERTHANA, AR FENIN GRAF

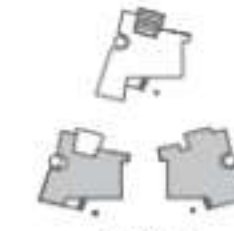
NAME : SHALBIN S JOY
REG NO. : 963422251029
BATCH : 2022-2027
YEAR : 04, SEM : 07

SIGN :



THIRD FLOOR PLAN

SCALE - 1:200. NOTE: ALL DIMENTIONS ARE IN M



KEYPLAN

PG	PG
02	PG
05	0L
03	0I

B.ARCH BLOCK



WIND PATH

7

SHEET NO.

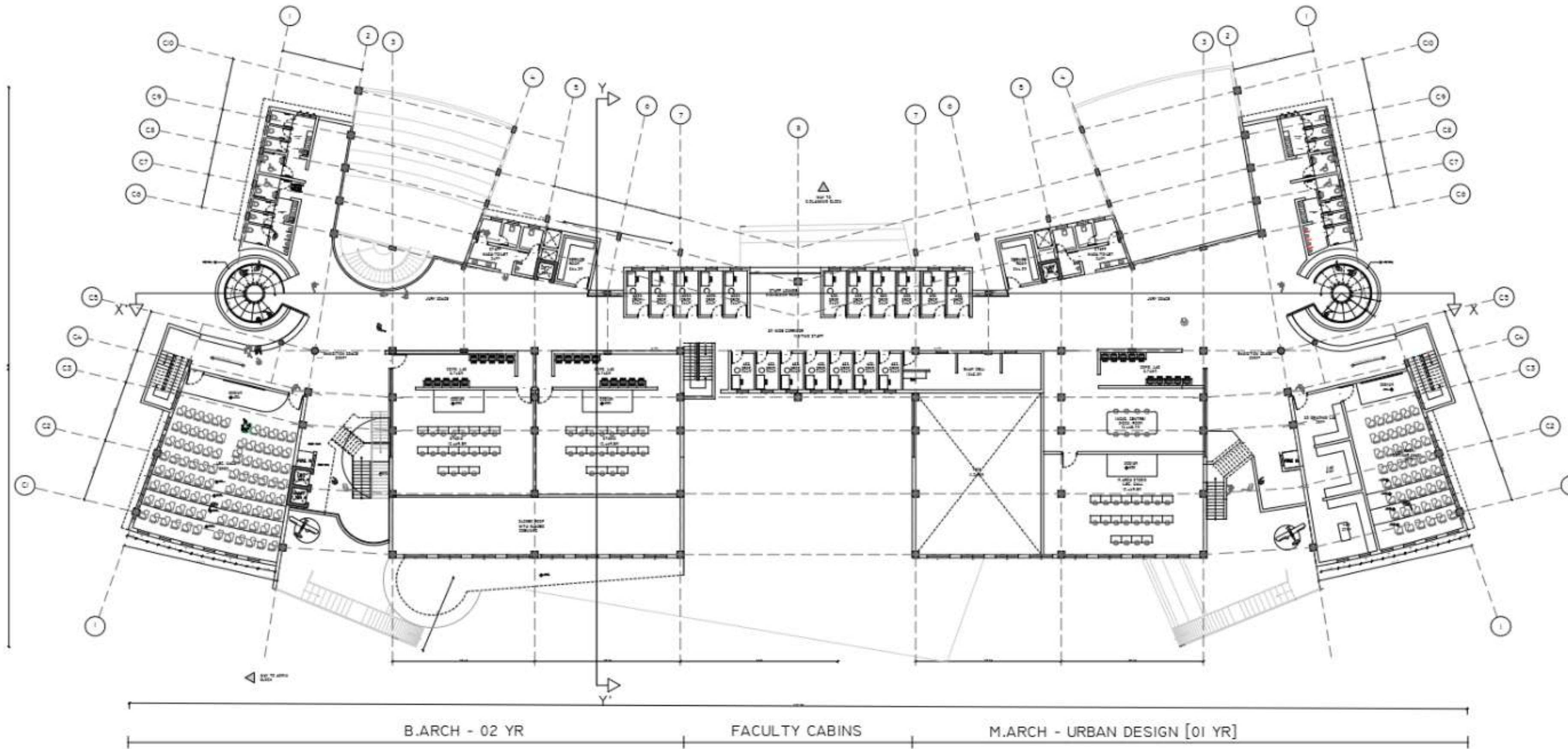
DATE: 29-10-2025

LOCATION : PONDICHERRY UNIVERSITY, R.V. NAGAR, KALAPET

COORDINATES: LATITUDE - 12.0159° N. LONGITUDE - 79.8585° E

SITE AREA : 16 ACRES | 64,749.70 SQM

PLINTH AREA :



DOOR SCHEDULES			
S.NO	N.	DIMENSION	DOOR TYPE
1.	D1	1.5X2.1M	DOUBLE DOOR
2.	D2	1.2X2.1M	SINGLE DOOR
3.	D3	1X2.1M	SINGLE DOOR
4.	D4	1X2.1M	SINGLE DOOR
5.	D5	1.7X2.1M	SINGLE DOOR

WINDOW SCHEDULES			
S.NO	N.	DIMENSION	WINDOW TYPE
1.	W1	2X2.1M	FRENCH WINDOW
2.	W2	1.5X2.1M	FRENCH WINDOW
3.	W3	1.2X1.2M	DOUBLE SHUTTER
2.	W4	1X1.2M	MUNG WINDOW
3.	W5	1X1M	MUNG WINDOW

VENTILATOR SCHEDULES			
S.NO	N.	DIMENSION	VENTILATOR TYPE
1.	V1	1X.3M	PIVOTED
2.	V2	1X.3M	PIVOTED

FLOOR DETAILS	
S.NO	DETAILS
1.	FLOOR TO CEILING HEIGHT
2.	FLOOR TO FLOOR HEIGHT
3.	SLAB THICKNESS

WALL THICKNESS	
S.NO	THICKNESS
1.	OUTER WALL
2.	INNER WALL
3.	PARTITION WALL

STAIRCASE DETAILS			
S.NO	STAR TYPE	WIDTH	TOTAL RISE
1.	ANGULAR - 120	1.5M	24
2.	STRAIGHT	1.5M	24
3.	SPIRAL	1.5M	24
4.	DOG-LEGGED	1.5M	24


STEP DETAILS	
S.NO	DIMENSION
1.	THREAD
2.	RISER
3.	HANDRAIL

RAMP DETAILS	
S.NO	DETAILS
1.	RAMP SLOPE

LIFT DETAILS	
S.NO	DETAILS
1.	NO. OF LIFTS
2.	CAPACITY
3.	DIMENSION

COLUMN DETAILS	
COLUMN NO.	DIMENSION
C1	.60X.60M
C2	.30X.60M
C3	.60M DIA
C4	.50M DIA

BEAM DETAILS	
S.NO	DETAILS
1.	SPAN - 13M
2.	.05M DEPTH



AR3711 - CRITICAL DESIGN STUDIO

SCHOOL OF ARCHITECTURE AND PLANNING, PONDICHERRY

FACULTIES : AR KEERTHANA, AR FENIN GRAF

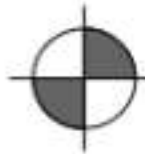
NAME : SHALBIN S JOY

REG NO. : 963422251029

BATCH : 2022-2027

YEAR : 04, SEM : 07

SIGN :



FOURTH FLOOR PLAN

SCALE - 1:200, NOTE: ALL DIMENTIONS ARE IN M



PG	PG
PG	PG
02	PG
05	04
03	01

B.ARCH BLOCK



WIND PATH

8

SHEET NO.

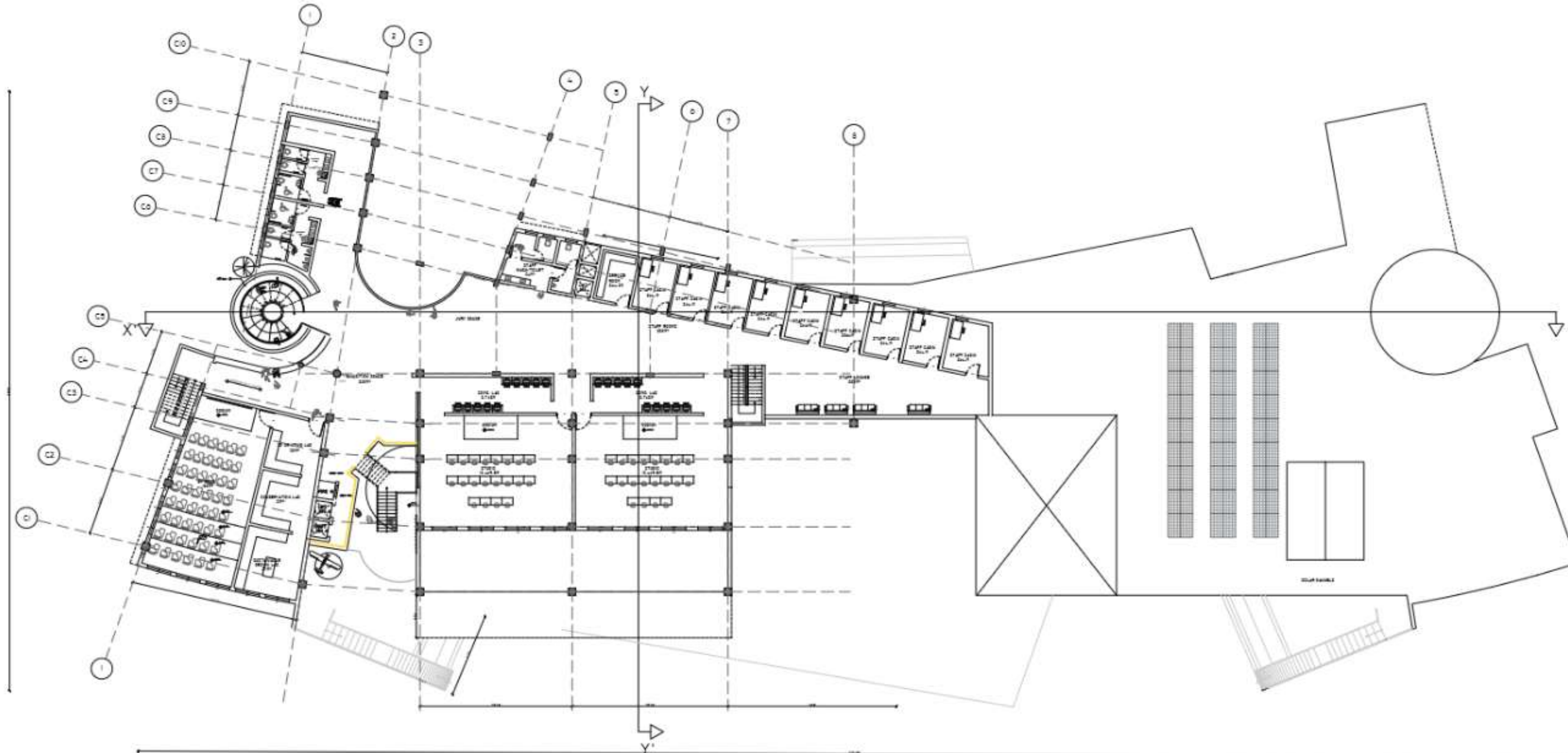
DATE: 29-10-2025

LOCATION : PONDICHERRY UNIVERSITY, R. V. NAGAR, KALAPET

COORDINATES: LATITUDE - 12.0159° N, LONGITUDE - 79.8585° E


SITE AREA : 16 ACRES | 64,749.70 SQM

PLINTH AREA :



M.ARCH - ARCHITECTURAL CONSERVATION/TECTONICS

DETAILS SCENES



DOOR SCHEDULES			
S.NO	N.	DIMENSION	DOOR TYPE
1.	D1	1.5X2.1M	DOUBLE DOOR
2.	D2	1.2X2.1M	SINGLE DOOR
3.	D3	1X2.1M	SINGLE DOOR
4.	D4	.9X2.1M	SINGLE DOOR
5.	D5	.7X2.1M	SINGLE DOOR

WINDOW SCHEDULES			
S.NO	N.	DIMENSION	WINDOW TYPE
1.	W1	2X2.1M	FRENCH WINDOW
2.	W2	1.5X2.1M	FRENCH WINDOW
3.	W3	1.2X1.2M	DOUBLE SHUTTER
4.	W4	1X1.2M	HUNG WINDOW
5.	W5	1X1M	HUNG WINDOW

VENTILATOR SCHEDULES			
S.NO	N.	DIMENSION	VENTILATOR TYPE
1.	V1	1X.5M	PIVOTED
2.	V2	.2X.5M	PIVOTED

FLOOR DETAILS	
S.NO	DETAILS
1.	FLOOR TO CEILING HEIGHT - 3.45M
2.	FLOOR TO FLOOR HEIGHT - 3.00M
3.	SLAB THICKNESS - .15M

WALL THICKNESS		
S.NO	WALL	THICKNESS
1.	OUTER WALL	.3M
2.	INNER WALL	.25M
3.	PARTITION WALL	.15M

STAIRCASE DETAILS			
S.NO	STAR TYPE	WIDTH	TOTAL RISE
1.	ANGULAR - 120	1.5M	24
2.	STRAIGHT	1.5M	24
3.	SPRAL	1.5M	24
4.	DOG-LEGGED	1.5M	24

STEP DETAILS		
S.NO	DETAILS	DIMENSION
1.	THREAD	.35M
2.	RISER	.15M
3.	HANDRAIL	.90M IN HEIGHT

RAINF DETAILS	
RAINF SLOPE	1:10

LIFT DETAILS	
NO. OF LIFTS	4
CAPACITY	10 PASSENGERS
DIMENSION	1.35X1.45M

COLUMN DETAILS	
COLUMN NO.	DIMENSION
C1	.60X.60M
C2	.35X.60M
C3	.60M DIA
C4	.50M DIA

BEAM DETAILS	
SPAN	.65M DEPTH

AR3711 - CRITICAL DESIGN STUDIO

SCHOOL OF ARCHITECTURE AND PLANNING, PONDICHERRY

FACULTIES : AR KEERTHANA, AR FENIN GRAF

NAME : SHALBIN S JOY

REG NO. : 963422251029

BATCH : 2022-2027

YEAR : 04, SEM : 07

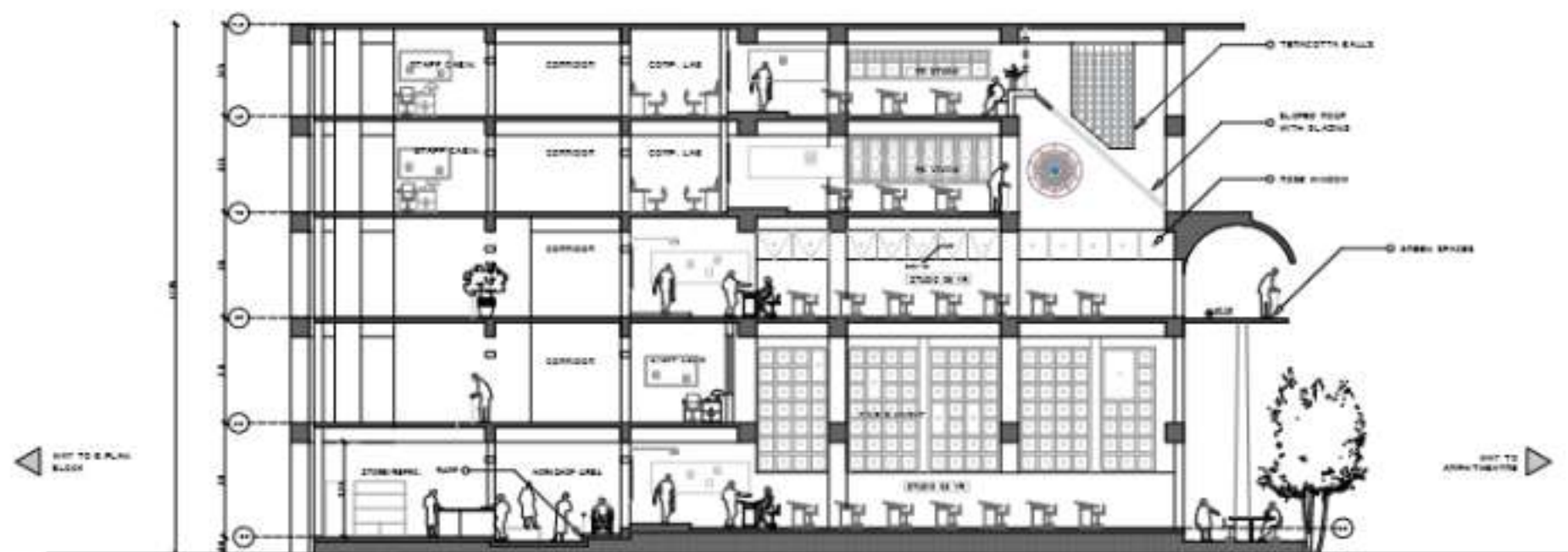
SIGN :



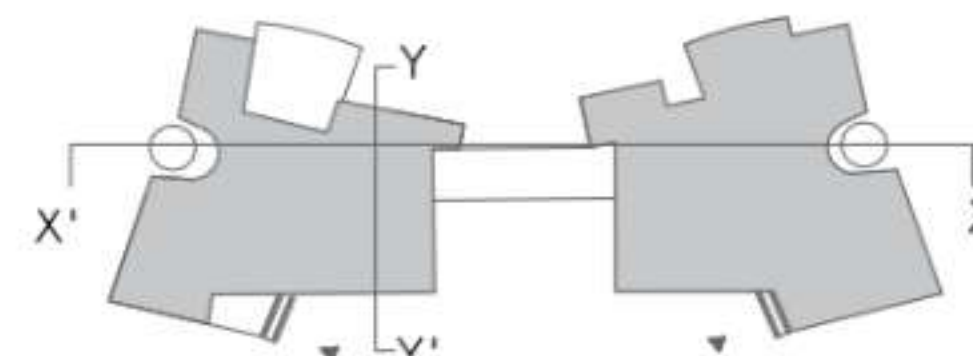
LOCATION : PONDICHERRY UNIVERSITY, R.V. NAGAR, KALAPET

COORDINATES: LATITUDE - 12.0159° N, LONGITUDE - 79.8585° E

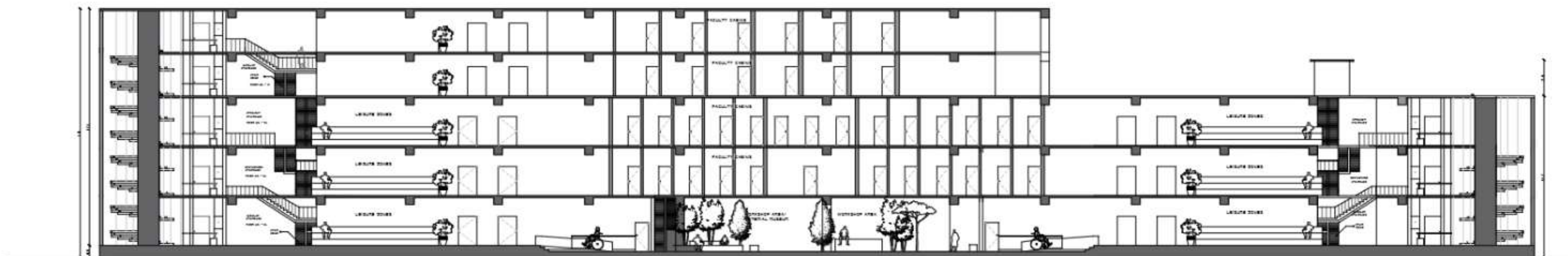
SITE AREA : 16 ACRES | 64,749.70 SQM



SECTION Y-Y'



KEYPLAN



SECTION X-X'

AR3711 - CRITICAL DESIGN STUDIO

SCHOOL OF ARCHITECTURE AND PLANNING, PONDICHERRY

FACULTIES : AR KEERTHANA, AR FENIN GRAF

NAME : SHALBIN S JOY

REG NO. : 963422251029

BATCH : 2022-2027

YEAR : 04, SEM : 07

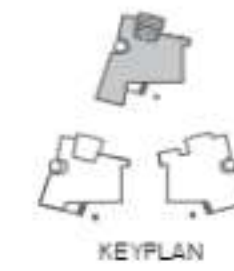
SIGN :

B.PLAN FLOOR PLANS



BASEMENT/COLUMN LAYOUT

SCALE - 1:200, NOTE: ALL DIMENTIONS ARE IN M



PG
PG
03, 04
01, 02



10

SHEET NO.

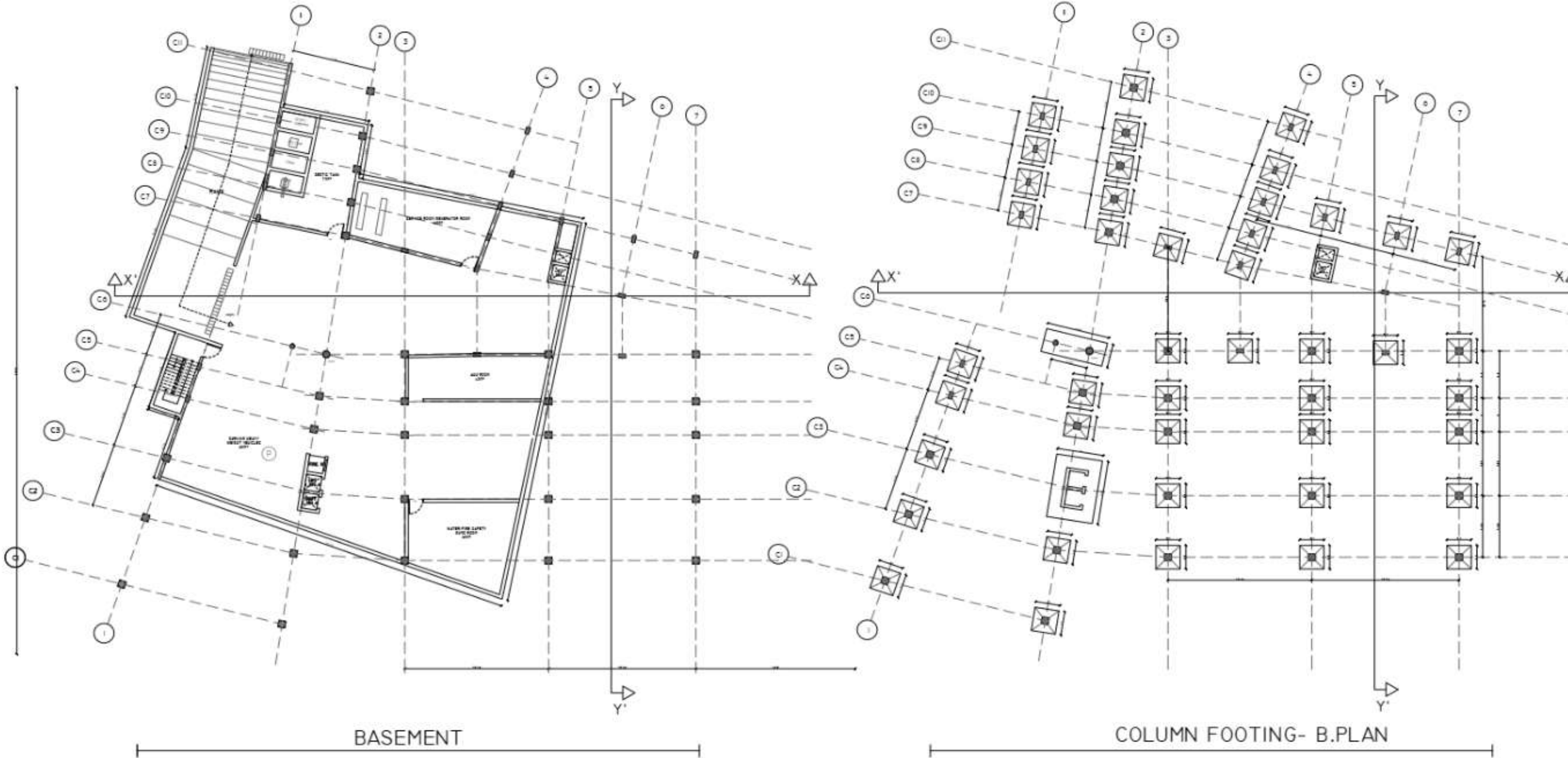
DATE: 29-10-2025

LOCATION : PONDICHERRY UNIVERSITY, R. V. NAGAR, KALAPET

COORDINATES: LATITUDE - 12.0159° N, LONGITUDE - 79.8585° E

SITE AREA : 16 ACRES | 64,749.70 SQM

PLINTH AREA :



DETAILS

DOOR SCHEDULES			
S.NO	N.	DIMENSION	DOOR TYPE
1.	D1	1.5X2.1M	DOUBLE DOOR
2.	D2	1.2X2.1M	SINGLE DOOR
3.	D3	1X2.1M	SINGLE DOOR
4.	D4	.9X2.1M	SINGLE DOOR
5.	D5	.7X2.1M	SINGLE DOOR

WINDOW SCHEDULES			
S.NO	N.	DIMENSION	WINDOW TYPE
1.	W1	2X2.1M	FRENCH WINDOW
2.	W2	1.5X2.1M	FRENCH WINDOW
3.	W3	1.2X1.2M	DOUBLE SHUTTER
2.	W4	1X1.2M	HUNG WINDOW
2.	W5	1X1M	HUNG WINDOW

VENTILATOR SCHEDULES			
S.NO	N.	DIMENSION	VENTILATOR TYPE
1.	V1	1X.5M	PIVOTED
2.	V2	.5X.5M	PIVOTED

FLOOR DETAILS	
1.	FLOOR TO CEILING HEIGHT : 3.45M
2.	FLOOR TO FLOOR HEIGHT : 3.00M
3.	SLAB THICKNESS : .15M

WALL THICKNESS		
S.NO	WALL	THICKNESS
1.	OUTER WALL	.5M
2.	INNER WALL	.25M
3.	PARTITION WALL	.15M

STAIRCASE DETAILS			
S.NO	STAR TYPE	WIDTH	TOTAL RISE
1.	ANGULAR - 100	1.5M	24
2.	STRAIGHT	1.5M	24
3.	SPRAL	1.5M	24
4.	DOUBLE-ENDED	1.5M	24


STEP DETAILS		
S.NO	DETAILS	DIMENSION
1.	THREAD	.30M
2.	RISER	.15M
3.	HANDRAIL	.90M IN HEIGHT

RAINF DETAILS	
RAINF SLOPE	1:10

LIFT DETAILS	
NO. OF LIFTS	4
CAPACITY	10 PASSENGERS
DIMENSION	1.20X1.40M

COLUMN DETAILS	
COLUMN NO.	DIMENSION
C1	.60X.60M
C2	.30X.60M
C3	.60M DIA
C4	.50M DIA

BEAM DETAILS	
SPAN	.15M
DEPTH	.60M



AR3711 - CRITICAL DESIGN STUDIO

SCHOOL OF ARCHITECTURE AND PLANNING, PONDICHERRY

FACULTIES : AR KEERTHANA, AR FENIN GRAF

NAME : SHALBIN S JOY

REG NO. : 963422251029

BATCH : 2022-2027

YEAR : 04, SEM : 07

SIGN :

B.PLAN FLOOR PLANS



GROUND, FIRST FLOOR PLAN

SCALE - 1:200, NOTE: ALL DIMENTIONS ARE IN M



PG
PG
03, 04
01, 02

B.PLAN BLOCK



WIND PATH

12

SHEET NO.

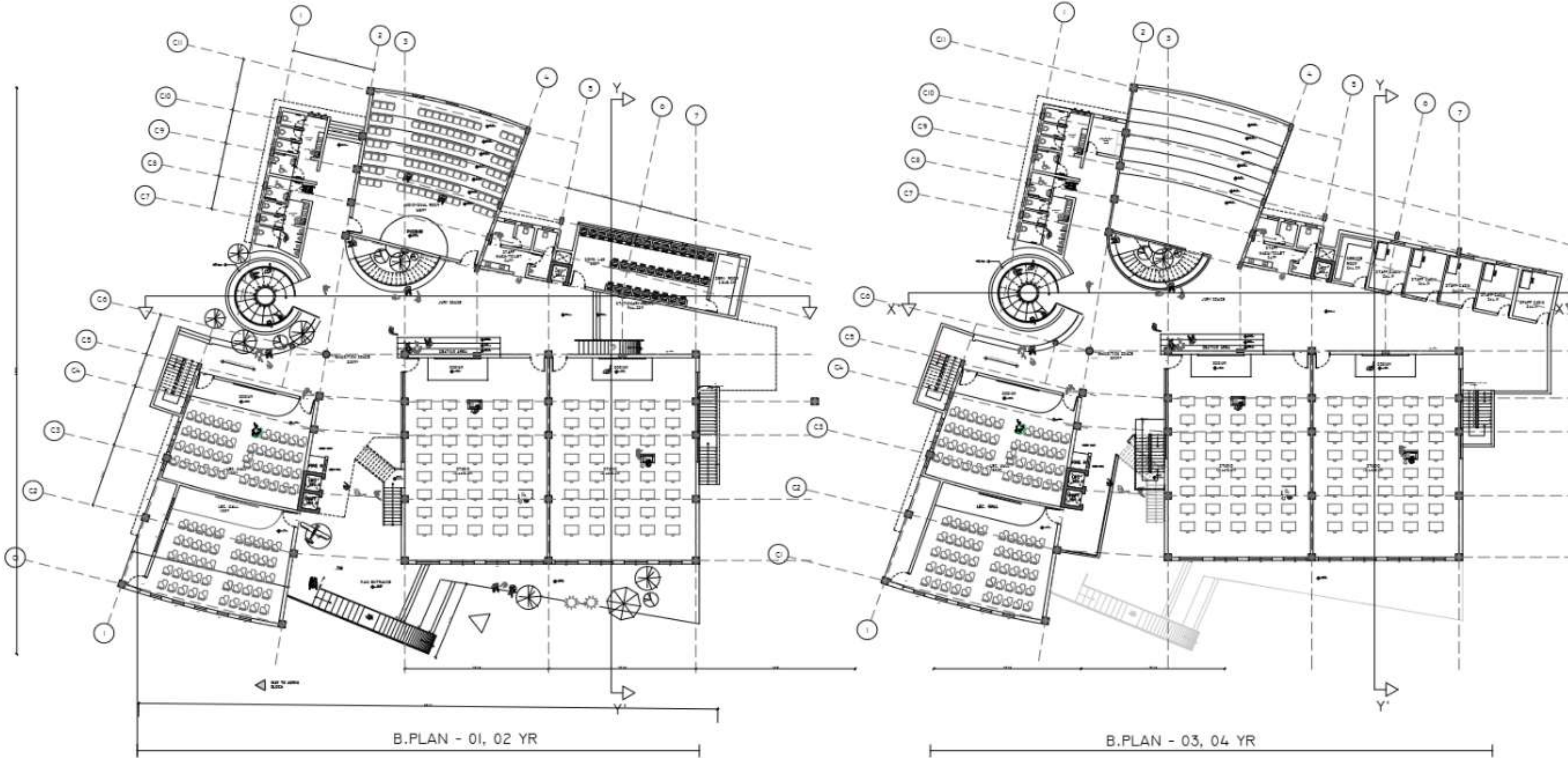
DATE: 29-10-2025

LOCATION : PONDICHERRY UNIVERSITY, R. V. NAGAR, KALAPET

COORDINATES: LATITUDE - 12.0159° N, LONGITUDE - 79.8585° E


SITE AREA : 16 ACRES | 64,749.70 SQM

PLINTH AREA :



B.PLAN - 01, 02 YR

B.PLAN - 03, 04 YR



DOOR SCHEDULES			
S.NO	N.	DIMENSION	DOOR TYPE
1.	D1	1.5X2.1M	DOUBLE DOOR
2.	D2	1.2X2.1M	SINGLE DOOR
3.	D3	1X2.1M	SINGLE DOOR
4.	D4	.9X2.1M	SINGLE DOOR
5.	D5	.7X2.1M	SINGLE DOOR

WINDOW SCHEDULES			
S.NO	N.	DIMENSION	WINDOW TYPE
1.	W1	2X2.1M	FRENCH WINDOW
2.	W2	1.5X2.1M	FRENCH WINDOW
3.	W3	1.2X1.2M	DOUBLE SHUTTER
2.	W4	1X1.2M	MUNG WINDOW
2.	W5	1X1M	MUNG WINDOW

VENTILATOR SCHEDULES			
S.NO	N.	DIMENSION	VENTILATOR TYPE
1.	V1	1X.5M	PIVOTED
2.	V2	.5X.5M	PIVOTED

FLOOR DETAILS		
S.NO	DETAILS	
1.	FLOOR TO CEILING HEIGHT	3.45M
2.	FLOOR TO FLOOR HEIGHT	3.00M
3.	SLAB THICKNESS	.15M

WALL THICKNESS		
S.NO	WALL	THICKNESS
1.	OUTER WALL	.5M
2.	INNER WALL	.25M
3.	PARTITION WALL	.15M

STAIRCASE DETAILS			
S.NO	STAR TYPE	WIDTH	TOTAL RISE
1.	ANGULAR - 100	1.5M	24
2.	STRAIGHT	1.5M	24
3.	SPRAL	1.5M	24
4.	OGG-LOBBED	1.5M	24

STEP DETAILS		
S.NO	DETAILS	DIMENSION
1.	THREAD	.30M
2.	RISER	.15M
3.	HANDRAIL	.90M IN HEIGHT

RAINF DETAILS	
RAINF SLOPE	1:10

LIFT DETAILS	
NO. OF LIFTS	4
CAPACITY	10 PASSENGERS
DIMENSION	1.20X1.40M

COLUMN DETAILS	
COLUMN NO.	DIMENSION
C1	.60X.60M
C2	.30X.60M
C3	.60M DIA
C4	.50M DIA

BEAM DETAILS	
SPAN	DEPTH
1.5M	.60M DEPTH

AR3711 - CRITICAL DESIGN STUDIO

SCHOOL OF ARCHITECTURE AND PLANNING, PONDICHERRY

FACULTIES : AR KEERTHANA, AR FENIN GRAF

NAME : SHALBIN S JOY

REG NO. : 963422251029

BATCH : 2022-2027

YEAR : 04, SEM : 07

SIGN :

B.PLAN FLOOR PLANS



SECOND, THIRD FLOOR PLAN

SCALE - 1:200, NOTE: ALL DIMENTIONS ARE IN M



PG
PG
03, 04
01, 02

B.PLAN BLOCK



WIND PATH

9

SHEET NO.

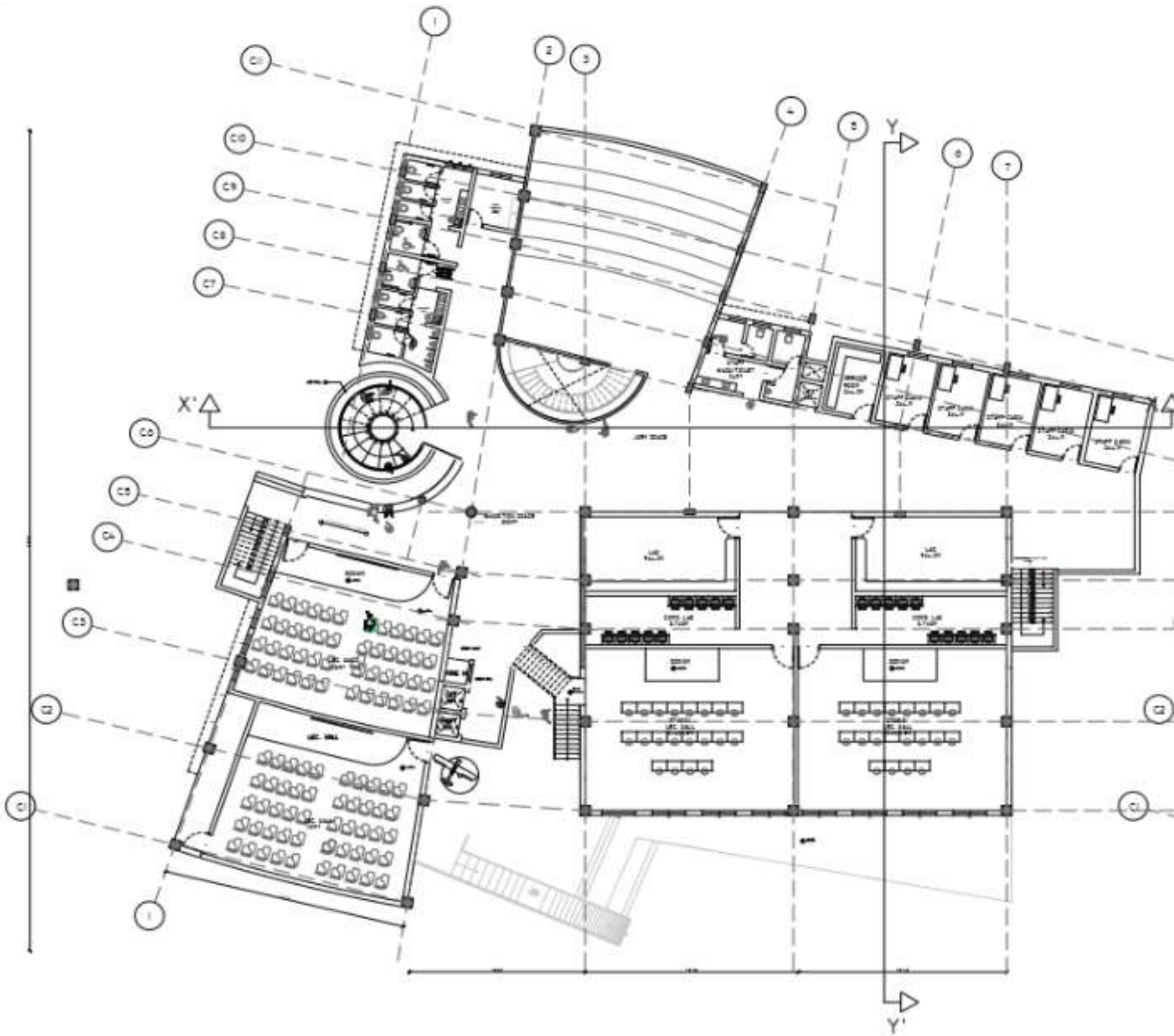
DATE: 29-10-2025

LOCATION : PONDICHERRY UNIVERSITY, R.V. NAGAR, KALAPET

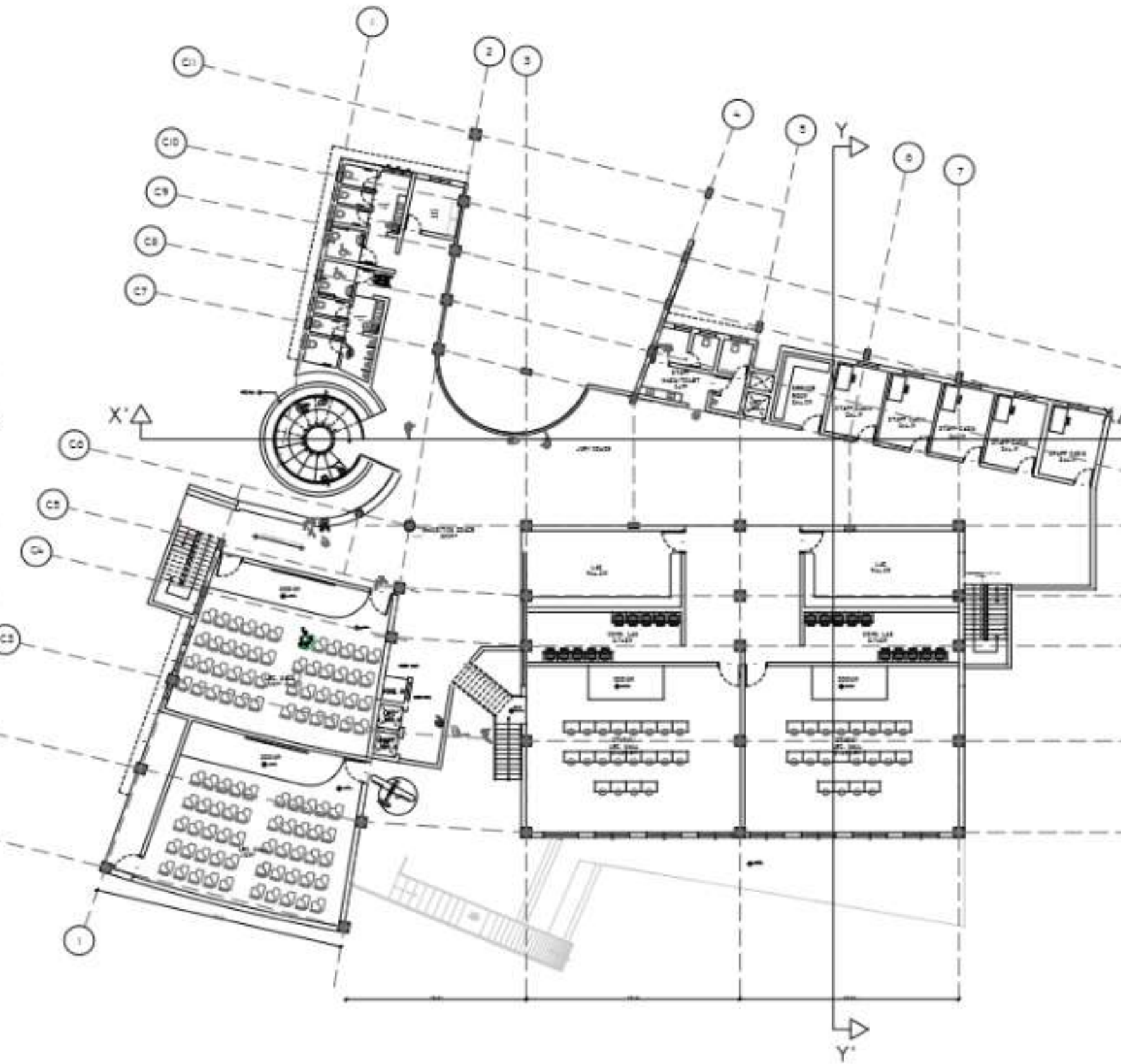
COORDINATES: LATITUDE - 12.0159° N, LONGITUDE - 79.8585° E

SITE AREA : 16 ACRES | 64,749.70 SQM

PLINTH AREA :



M.PLAN - 01,02 YR



M.PLAN - 01,02 YR



DETAILS			
DOOR SCHEDULES			
S.NO	N.	DIMENSION	DOOR TYPE
1.	D1	1.5X2.1M	DOUBLE DOOR
2.	D2	1.2X2.1M	SINGLE DOOR
3.	D3	1X2.1M	SINGLE DOOR
4.	D4	.9X2.1M	SINGLE DOOR
5.	D5	.7X2.1M	SINGLE DOOR
WINDOW SCHEDULES			
S.NO	N.	DIMENSION	WINDOW TYPE
1.	W1	2X2.1M	FRENCH WINDOW
2.	W2	1.5X2.1M	FRENCH WINDOW
3.	W3	1.2X1.2M	DOUBLE SHUTTER
2.	W4	1X1.2M	MUNG WINDOW
2.	W5	1X1.2M	MUNG WINDOW
VENTILATOR SCHEDULES			
S.NO	N.	DIMENSION	VENTILATOR TYPE
1.	V1	1X.5M	PIVOTED
2.	V2	.5X.5M	PIVOTED
FLOOR DETAILS			
S.NO	DETAILS	HEIGHT	THICKNESS
1.	FLOOR TO CEILING HEIGHT	3.45M	
2.	FLOOR TO FLOOR HEIGHT	3.00M	
3.	SLAB THICKNESS		.15M
WALL THICKNESS			
S.NO	WALL	THICKNESS	
1.	OUTER WALL	.5M	
2.	INNER WALL	.25M	
3.	PARTITION WALL	.15M	
STAIRCASE DETAILS			
S.NO	STAR TYPE	WIDTH	TOTAL RISE
1.	ANGULAR - 100	1.5M	24
2.	STRAIGHT	1.5M	24
3.	SPRAL	1.5M	24
4.	DOGS-LEGGED	1.5M	24
STEP DETAILS			
S.NO	DETAILS	DIMENSION	
1.	THREAD	.35M	
2.	RISER	.15M	
3.	HANDRAIL	.90M IN HEIGHT	
RAINF DETAILS			
S.NO	DETAILS	VALUE	
1.	RAINF SLOPE	1:10	
LIFT DETAILS			
S.NO	DETAILS	VALUE	
1.	NO. OF LIFTS	4	
2.	CAPACITY	10 PASSENGERS	
3.	DIMENSION	1.20X1.40M	
COLUMN DETAILS			
S.NO	COLUMN NO.	DIMENSION	
1.	C1	.60X.60M	
2.	C2	.35X.60M	
3.	C3	.60M DIA	
4.	C4	.50M DIA	
BEAM DETAILS			
S.NO	DETAILS	VALUE	
1.	SPAN	.15M	
2.	DEPTH	.65M	

AR3711 - CRITICAL DESIGN STUDIO

SCHOOL OF ARCHITECTURE AND PLANNING, PONDICHERRY

FACULTIES : AR KEERTHANA, AR FENIN GRAF

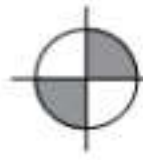
NAME : SHALBIN S JOY

REG NO. : 963422251029

BATCH : 2022-2027

YEAR : 04, SEM : 07

SIGN :



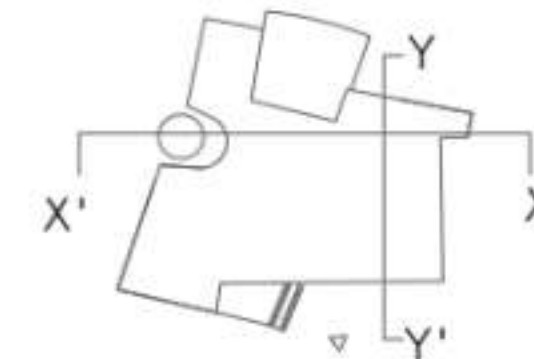
LOCATION : PONDICHERRY UNIVERSITY, R. V. NAGAR, KALAPET

COORDINATES: LATITUDE - 12.0159° N, LONGITUDE - 79.8585° E

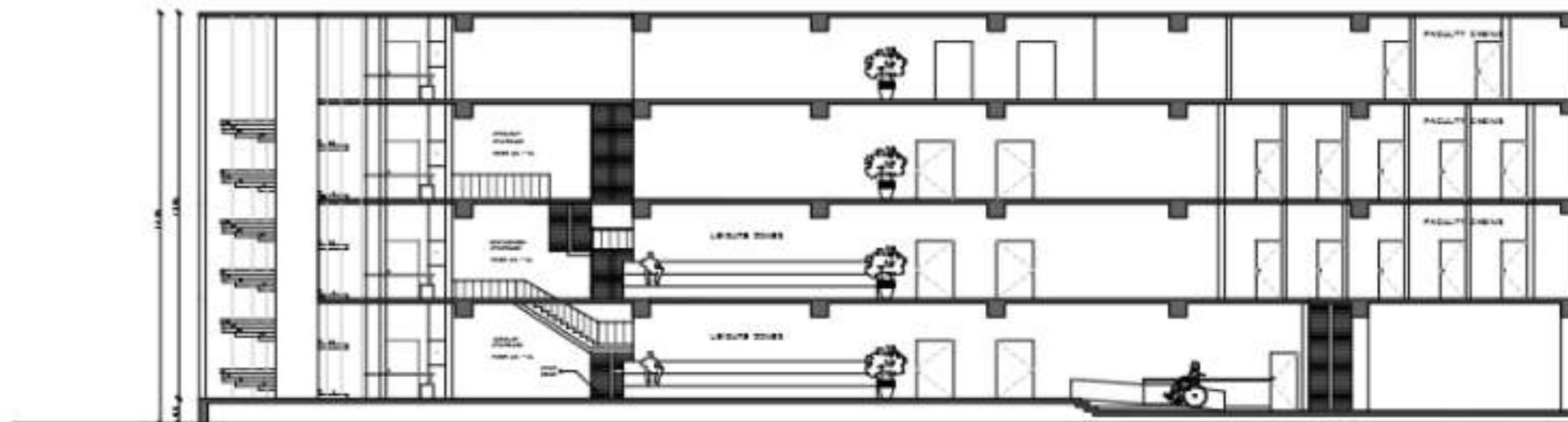
SITE AREA : 16 ACRES | 64,749.70 SQM



SECTION Y-Y'



KEYPLAN



SECTION X-X'

AR3711 - CRITICAL DESIGN STUDIO

SCHOOL OF ARCHITECTURE AND PLANNING, PONDICHERRY

FACULTIES : AR KEERTHANA, AR FENIN GRAF

NAME : SHALBIN S JOY

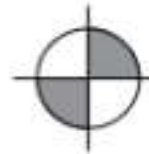
REG NO. : 963422251029

BATCH : 2022-2027

YEAR : 04, SEM : 07

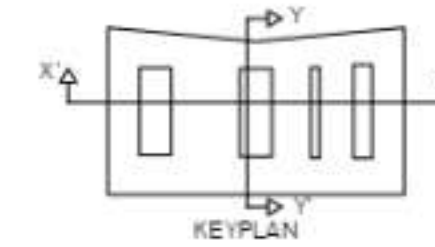
SIGN :

HOSTEL FLOOR PLANS



FLOOR PLANS AND SECTIONS

SCALE - 1:200, NOTE: ALL DIMENSIONS ARE IN M



WIND PATH

16

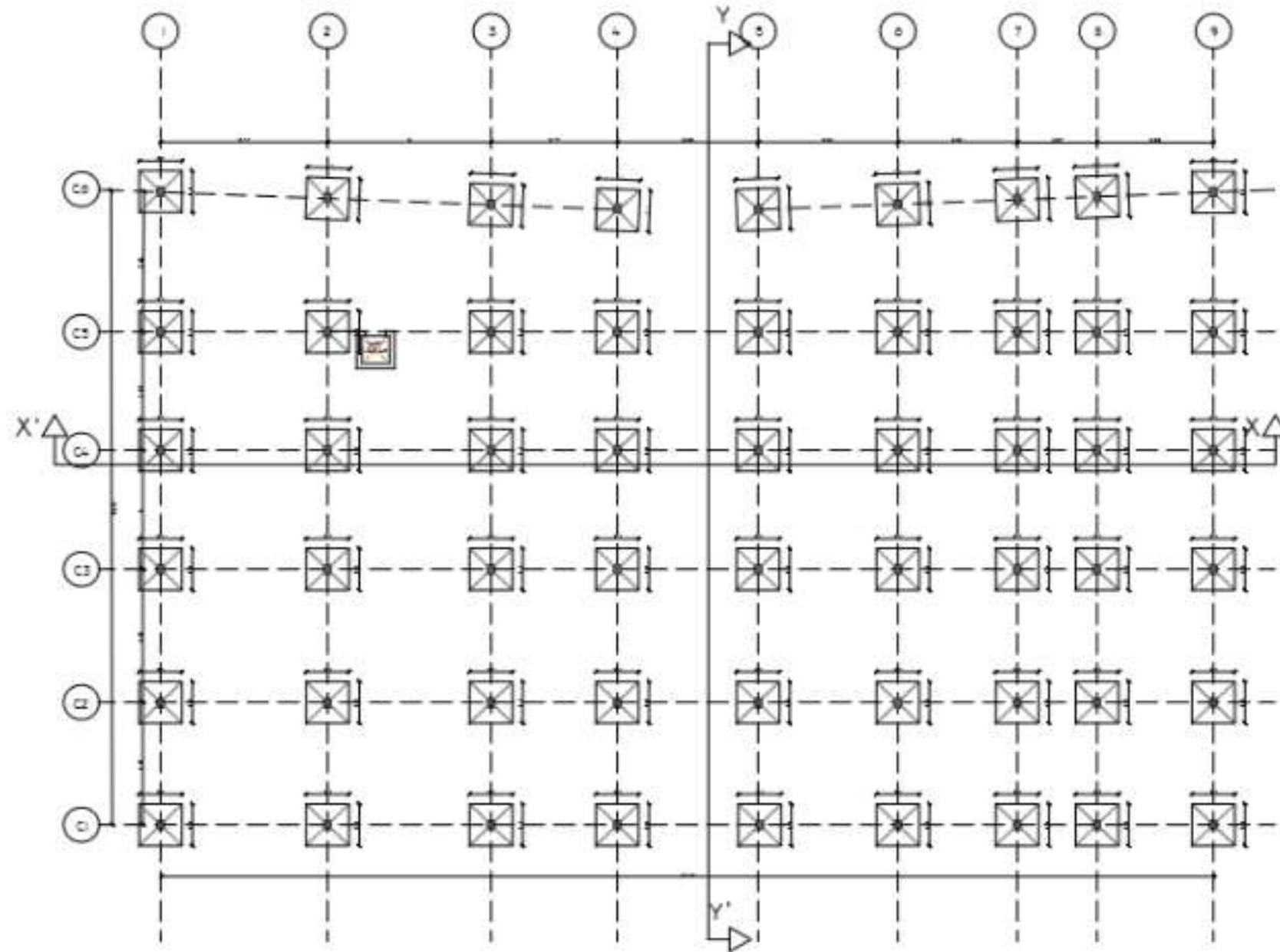
SHEET NO.

DATE: 29-10-2025

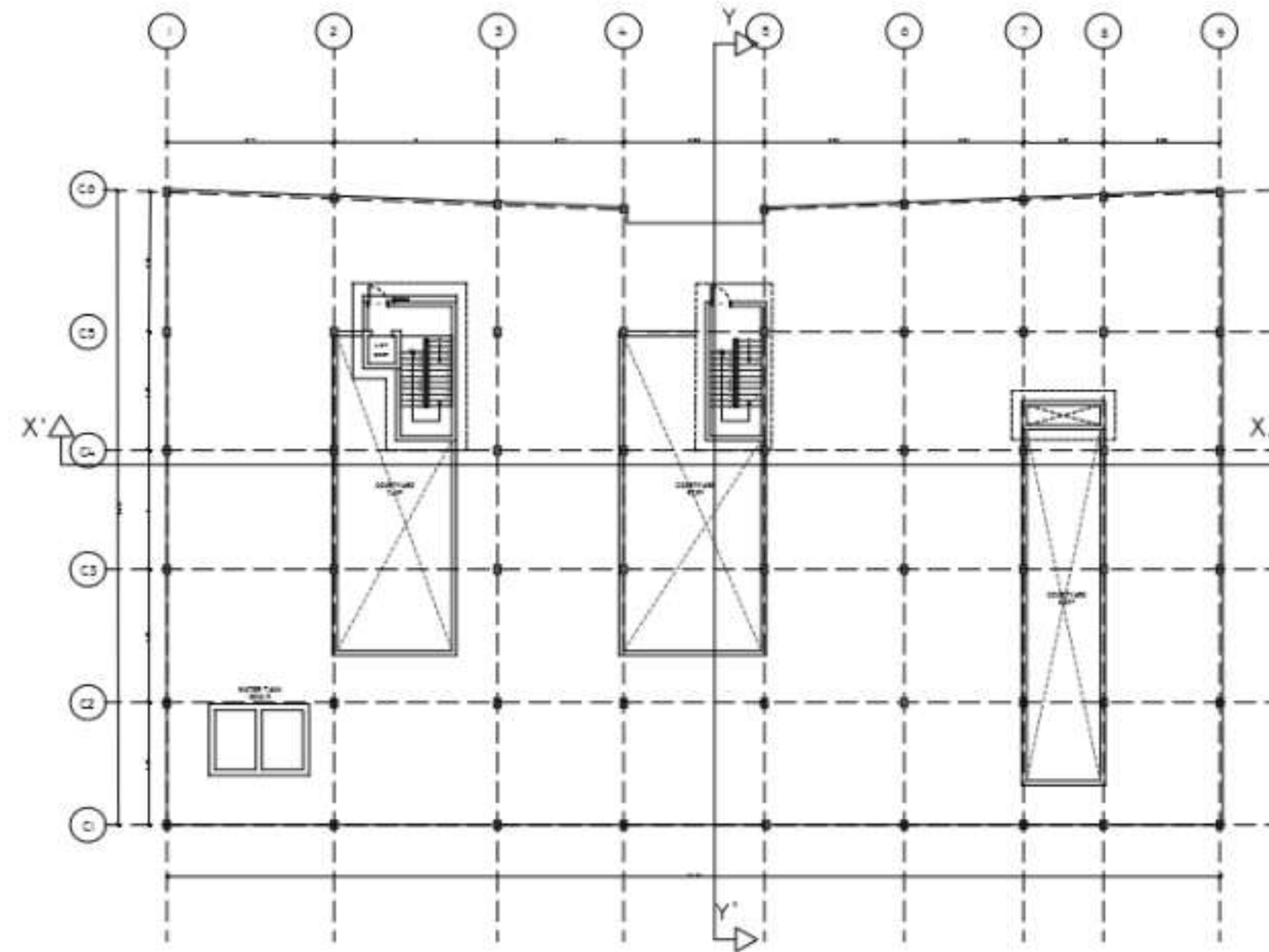
LOCATION : PONDICHERRY UNIVERSITY, R. V. NAGAR, KALAPET

COORDINATES: LATITUDE - 12.0159° N, LONGITUDE - 79.8585° E

SITE AREA : 16 ACRES | 64,749.70 SQM



TERRACE PLAN - HOSTEL



TERRACE PLAN - HOSTEL

DETAILS

DOOR SCHEDULES

S.NO	NL	DIMENSION	DOOR TYPE
1.	D1	1.5X2.1M	DOUBLE DOOR
2.	D2	1.2X2.1M	SINGLE DOOR
3.	D3	1X2.1M	SINGLE DOOR
4.	D4	.9X2.1M	SINGLE DOOR
5.	D5	.7X2.1M	SINGLE DOOR

WINDOW SCHEDULES

S.NO	NL	DIMENSION	WINDOW TYPE
1.	W1	2X2.1M	FRENCH WINDOW
2.	W2	1.5X2.1M	FRENCH WINDOW
3.	W3	1.2X1.2M	DOUBLE DOOR

VENTILATOR SCHEDULES

S.NO	NL	DIMENSION	VENTILATOR TYPE
1.	V1	1X.5M	PIVOTED
2.	V2	.5X.5M	PIVOTED

FLOOR DETAILS

1.	FLOOR TO CEILING HEIGHT	3.45M
2.	FLOOR TO FLOOR HEIGHT	3.00M
3.	SLAB THICKNESS	.15M

WALL THICKNESS

S.NO	WALL	THICKNESS
1.	OUTER WALL	.3M
2.	INNER WALL	.25M
3.	PARTITION WALL	.15M

STAIRCASE DETAILS

S.NO	STAR TYPE	WOTH	TOTAL RISE
1.	ANGULAR - 150	1.5M	24
2.	STRAIGHT	1.5M	24
3.	SPIRAL	1.5M	24
4.	DOCK-LOADED	1.5M	24

STEP DETAILS

S.NO	DETAILS	DIMENSION
1.	THREAD	.30M
2.	RISE	.15M
3.	HANDRAIL	.90M IN HEIGHT

RAMP DETAILS

RAMP SLOPE	1:10
------------	------

LIFT DETAILS

NO. OF LIFTS	1
CAPACITY	10 PASSENGERS
DIMENSION	1.20X1.40M

COLUMN DETAILS

COLUMN NO.	DIMENSION
C1	.60X.60M
C2	.30X.60M
C3	.60M DIA
C4	.50M DIA

BEAM DETAILS

SPAN - 15M	.65M DEPTH
------------	------------

AR3711 - CRITICAL DESIGN STUDIO

SCHOOL OF ARCHITECTURE AND PLANNING, PONDICHERRY

FACULTIES : AR KEERTHANA, AR FENIN GRAF

NAME : SHALBIN S JOY

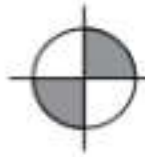
REG NO. : 963422251029

BATCH : 2022-2027

YEAR : 04, SEM : 07

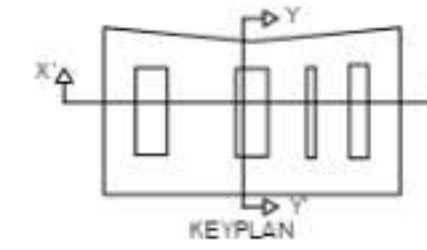
SIGN :

HOSTEL FLOOR PLANS



FLOOR PLANS AND SECTIONS

SCALE - 1:200, NOTE: ALL DIMENSIONS ARE IN M



WIND PATH

17

SHEET NO.

DATE: 29-10-2025

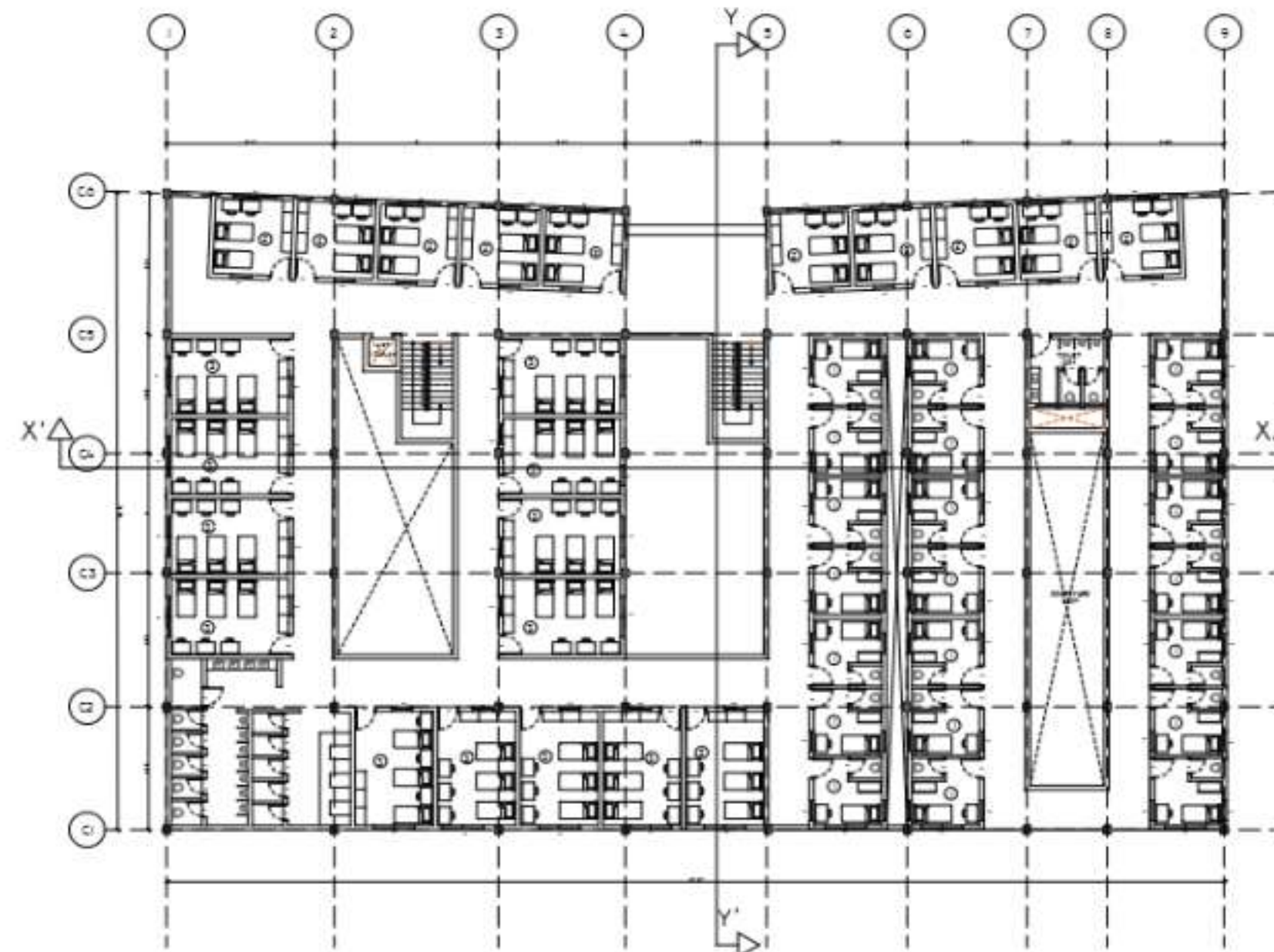
LOCATION : PONDICHERRY UNIVERSITY, R. V. NAGAR, KALAPET

COORDINATES: LATITUDE - 12.0159° N, LONGITUDE - 79.8585° E

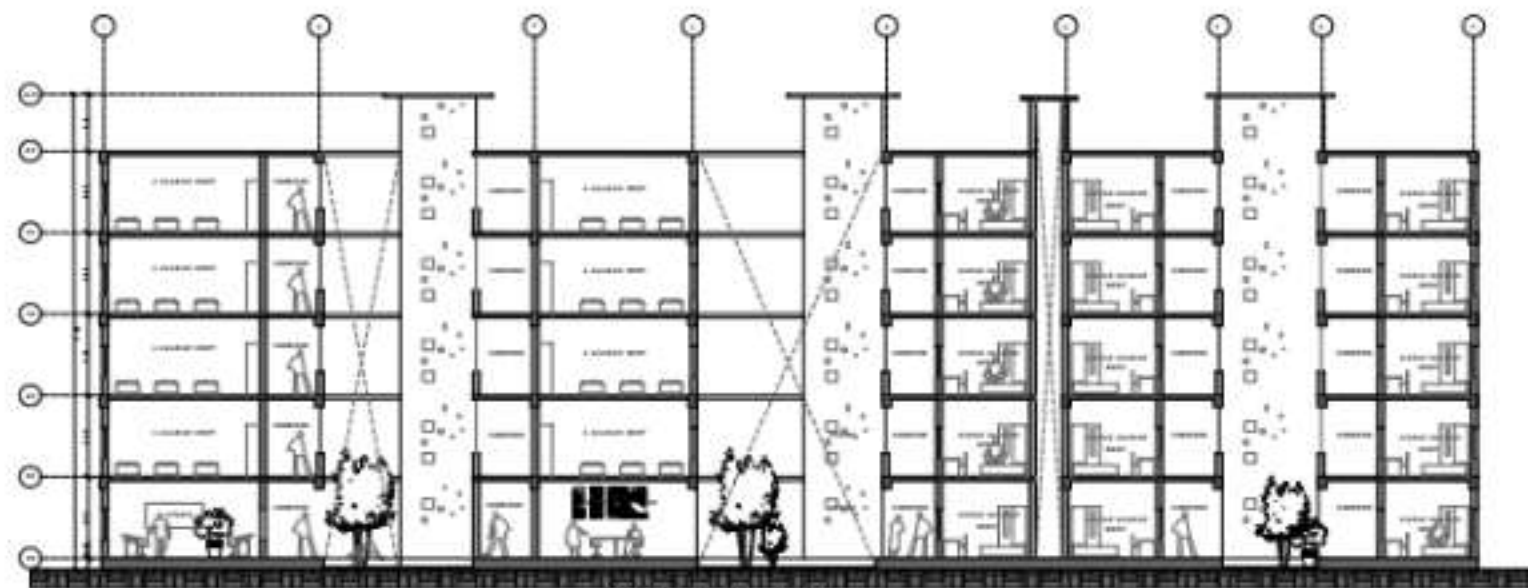
SITE AREA : 16 ACRES | 64,749.70 SQM



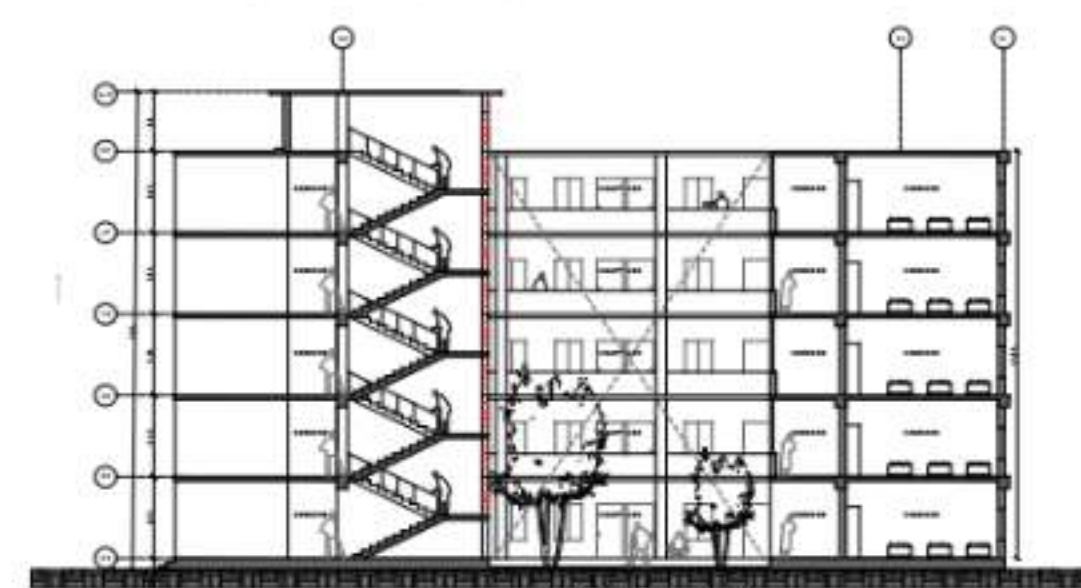
GROUND FLOOR PLAN



TYPICAL 1ST - 5TH FLOOR PLAN



SECTION X-X'



SECTION Y-Y'

- ① PG - 3.3X3.3M
- ② 2 - SHARING ROOM - 3.7X3.7M
- ③ 3 - SHARING ROOM - 3.7X3.7M

DETAILS			
DOOR SCHEDULES			
S.NO	N.	DIMENSION	DOOR TYPE
1.	D1	1.5X2.1M	DOUBLE DOOR
2.	D2	1.2X2.1M	SINGLE DOOR
3.	D3	1X2.1M	SINGLE DOOR
4.	D4	.9X2.1M	SINGLE DOOR
5.	D5	.7X2.1M	SINGLE DOOR
WINDOW SCHEDULES			
S.NO	N.	DIMENSION	WINDOW TYPE
1.	W1	2X2.1M	FRENCH WINDOW
2.	W2	1.5X2.1M	FRENCH WINDOW
3.	W3	1.2X1.2M	DOUBLE DOOR
VENTILATOR SCHEDULES			
S.NO	N.	DIMENSION	VENTILATOR TYPE
1.	V1	1X.5M	PIVOTED
2.	V2	.5X.5M	PIVOTED
FLOOR DETAILS			
1.	FLOOR TO CEILING HEIGHT	3.45M	
2.	FLOOR TO FLOOR HEIGHT	3.00M	
3.	SLAB THICKNESS	.15M	
WALL THICKNESS			
S.NO	WALL	THICKNESS	
1.	OUTER WALL	.3M	
2.	INNER WALL	.25M	
3.	PARTITION WALL	.15M	
STAIRCASE DETAILS			
S.NO	STAR TYPE	WIDTH	TOTAL RISE
1.	ANGULAR - 150	1.5M	24
2.	STRAIGHT	1.5M	24
3.	SPIRAL	1.5M	24
4.	DOUBLE-ENDED	1.5M	24
STEP DETAILS			
S.NO	DETAILS	DIMENSION	
1.	THREAD	.30M	
2.	RISER	.15M	
3.	HANDRAIL	.90M IN HEIGHT	
RAINF DETAILS			
RAINF SLOPE		1:10	
LIFT DETAILS			
NO. OF LIFTS		1	
CAPACITY		10 PASSENGERS	
DIMENSION		1.35X1.45M	
COLUMN DETAILS			
COLUMN NO.		DIMENSION	
C1		.35X.45M	

AR3711 - CRITICAL DESIGN STUDIO

SCHOOL OF ARCHITECTURE AND PLANNING, PONDICHERRY

FACULTIES : AR KEERTHANA, AR FENIN GRAF

NAME : SHALBIN S JOY

REG NO. : 963422251029

BATCH : 2022-2027

YEAR : 04, SEM : 07


SIGN :

STAFF HOUSING



FLOOR PLANS AND SECTIONS

SCALE - 1:200, NOTE: ALL DIMENTIONS ARE IN M



KEYPLAN



WIND PATH

18

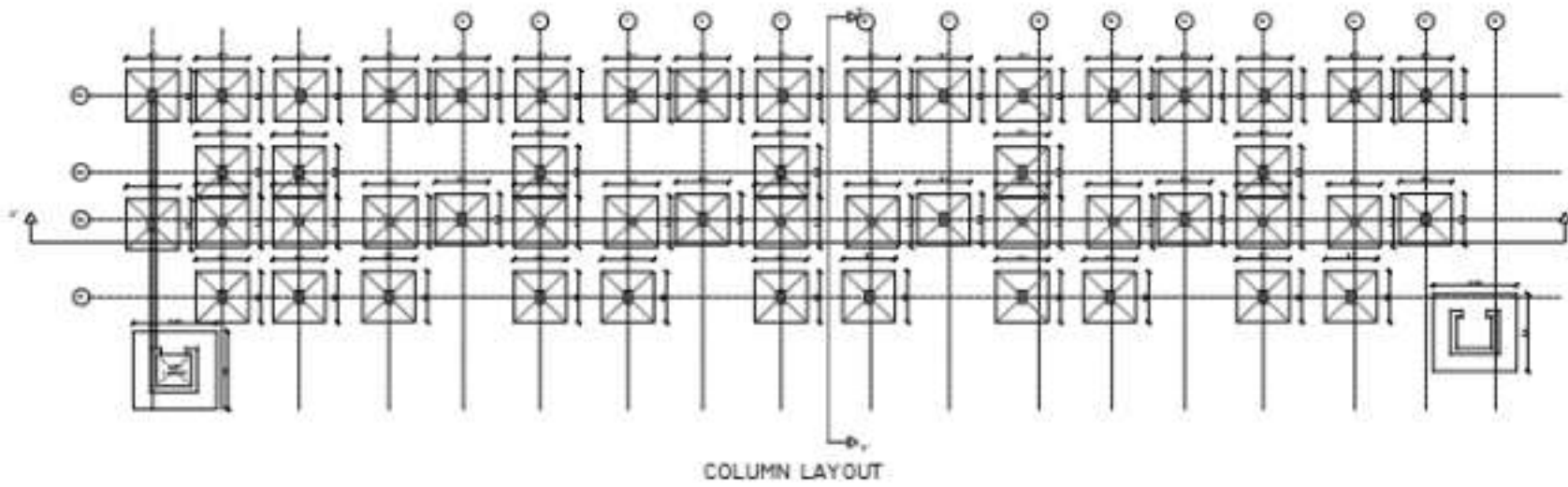
SHEET NO.

DATE: 29-10-2025

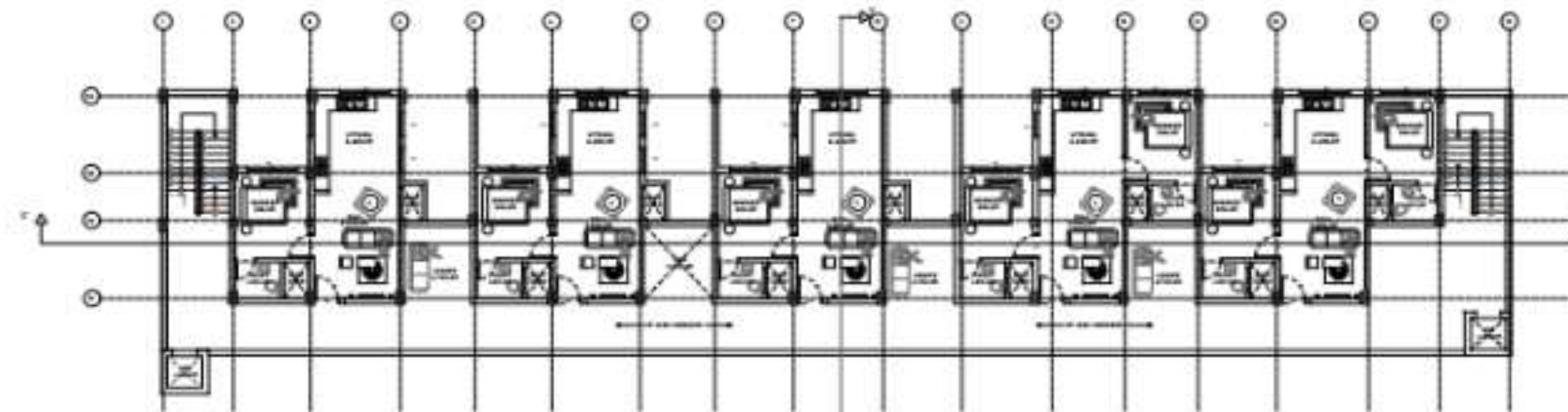
LOCATION : PONDICHERRY UNIVERSITY, R. V. NAGAR, KALAPET

COORDINATES: LATITUDE - 12.0159° N, LONGITUDE - 79.8585° E

SITE AREA : 16 ACRES | 64,749.70 SQM



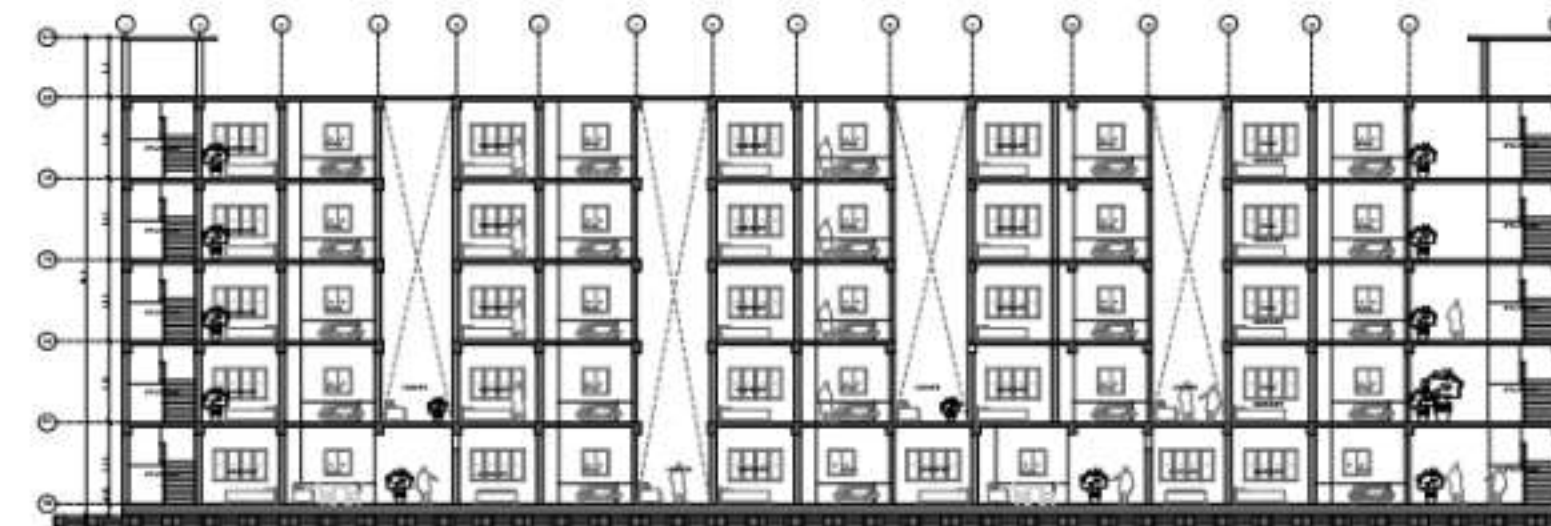
COLUMN LAYOUT



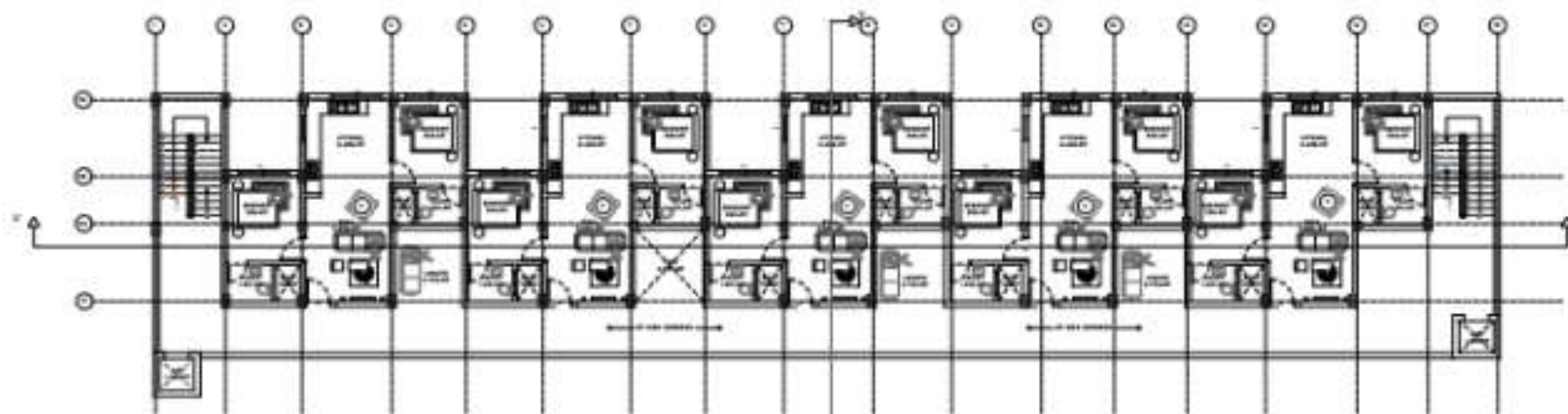
FIFTH FLOOR PLAN



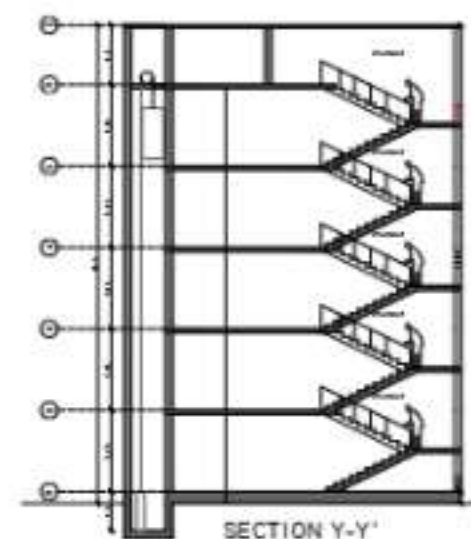
GROUND FLOOR PLAN



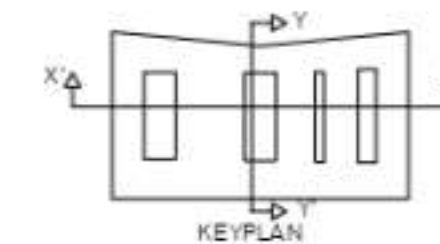
SECTION X-X'



TYPICAL [01 -03] FLOOR PLAN



SECTION Y-Y'



KEYPLAN

DETAILS

DOOR SCHEDULES

S.NO	N.	DIMENTION	DOOR TYPE
1.	D1	1.5X2.1M	DOUBLE DOOR
2.	D2	1.2X2.1M	SINGLE DOOR
3.	D3	1X2.1M	SINGLE DOOR
4.	D4	.9X2.1M	SINGLE DOOR
5.	D5	.7X2.1M	SINGLE DOOR

WINDOW SCHEDULES

S.NO	N.	DIMENTION	WINDOW TYPE
1.	W1	2X2.1M	FRENCH WINDOW
2.	W2	1.5X2.1M	FRENCH WINDOW
3.	W3	1.2X1.2M	DOUBLE DOOR

VENTILATOR SCHEDULES

S.NO	N.	DIMENTION	VENTILATOR TYPE
1.	V1	1X.5M	PIVOTED
2.	V2	.5X.5M	PIVOTED

FLOOR DETAILS

S.NO	DETAILS	DIMENTION
1.	FLOOR TO CEILING HEIGHT	3.45M
2.	FLOOR TO FLOOR HEIGHT	3.00M
3.	SLAB THICKNESS	.15M

WALL THICKNESS

S.NO	WALL	THICKNESS
1.	OUTER WALL	.3M
2.	INNER WALL	.25M
3.	PARTITION WALL	.15M

STAIRCASE DETAILS

S.NO	STAR TYPE	WOTH	TOTAL RISE
1.	ANGULAR - 150	1.5M	24
2.	STRAIGHT	1.5M	24
3.	SPIRAL	1.5M	24
4.	DOCK-LOADED	1.5M	24

STEP DETAILS

S.NO	DETAILS	DIMENTION
1.	THREAD	.30M
2.	RISER	.15M
3.	HANDRAIL	.90M IN HEIGHT

RAMP DETAILS

RAMP SLOPE	1:10
------------	------

LIFT DETAILS

NO. OF LIFTS	1
CAPACITY	10 PASSENGERS
DIMENTION	1.25X1.40M

COLUMN DETAILS

COLUMN NO.	DIMENTION
C1	.35X.50M
C2	.50X.50M

AR3711 - CRITICAL DESIGN STUDIO

SCHOOL OF ARCHITECTURE AND PLANNING, PONDICHERRY

FACULTIES : AR KEERTHANA, AR FENIN GRAF

NAME : SHALBIN S JOY

REG NO. : 963422251029

BATCH : 2022-2027

YEAR : 04, SEM : 07

SIGN :

MESS HALL FLOOR PLANS



GROUND FLOOR PLAN/SECTIONS

SCALE - 1:100, NOTE: ALL DIMENTIONS ARE IN M



19

SHEET NO.

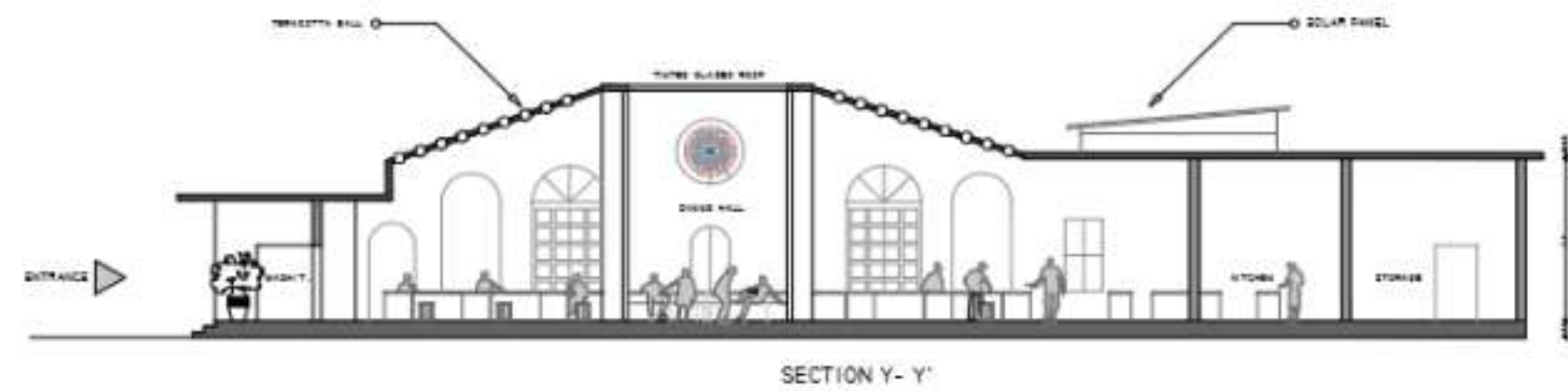
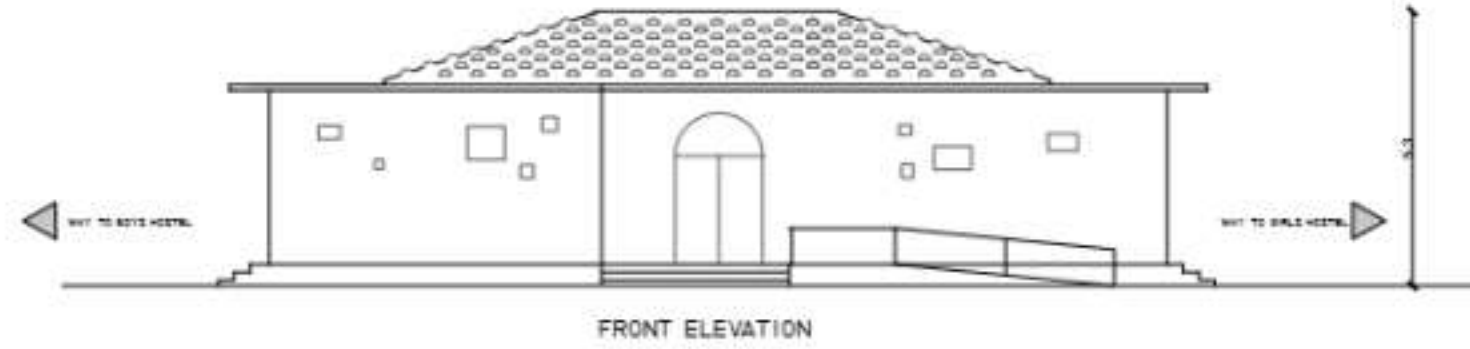
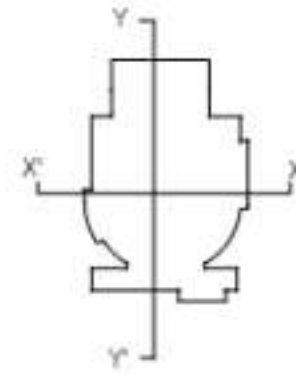
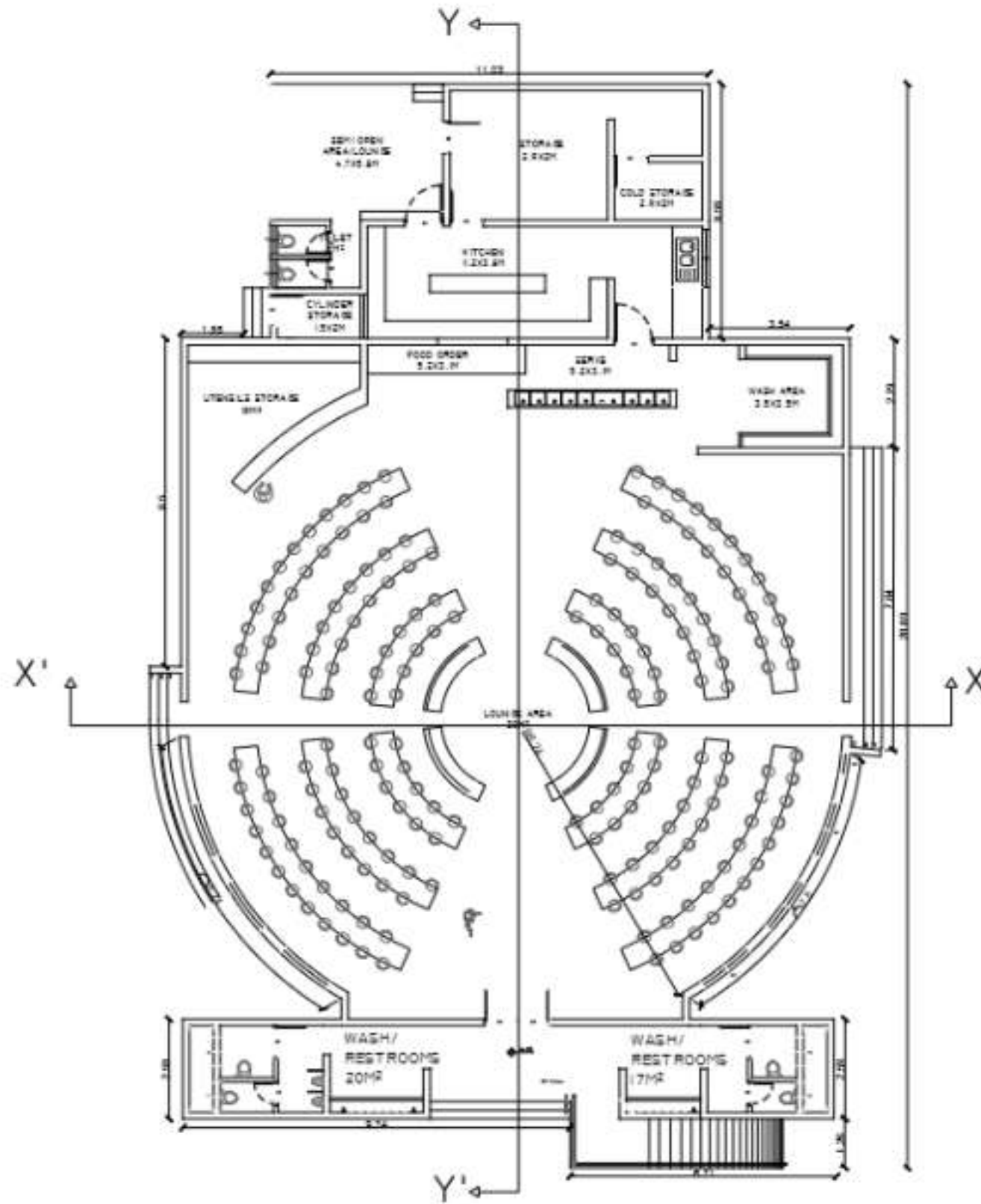
DATE: 23-10-2025

LOCATION : PONDICHERRY UNIVERSITY, R.V. NAGAR, KALAPET

COORDINATES: LATITUDE - 12.0159° N, LONGITUDE - 79.8585° E

SITE AREA : 16 ACRES | 64,749.70 SQM

PLINTH AREA :



DETAILS			
DOOR SCHEDULES			
S.NO	N.	DIMENTION	DOOR TYPE
1.	D1	1.5X2.1M	DOUBLE DOOR
2.	D2	1.2X2.1M	SINGLE DOOR
3.	D3	0X2.1M	SINGLE DOOR
4.	D4	.9X2.1M	SINGLE DOOR
5.	D5	.7X2.1M	SINGLE DOOR
WINDOW SCHEDULES			
S.NO	N.	DIMENTION	DOOR TYPE
1.	W1	2X2.1M	FRENCH WINDOW
1.	W2	1.5X2.1M	FRENCH WINDOW
1.	W3	1.5X2.1M	DOUBLE DOOR
VENTILATOR SCHEDULES			
S.NO	N.	DIMENTION	DOOR TYPE
1.	V1	0.5M	SINGLE DOOR
2.	V1	.5M.5M	SINGLE DOOR

AR3711 - CRITICAL DESIGN STUDIO

SCHOOL OF ARCHITECTURE AND PLANNING, PONDICHERRY

FACULTIES : AR KEERTHANA, AR FENIN GRAF

NAME : SHALBIN S JOY

REG NO. : 963422251029

BATCH : 2022-2027

YEAR : 04, SEM : 07

SIGN :



AUDITORIUM, CANTEEN, ADMIN BLOCK PLANS AND SECTIONS

SCALE - 1:200, NOTE: ALL DIMENTIONS ARE IN M

20

SHEET NO.

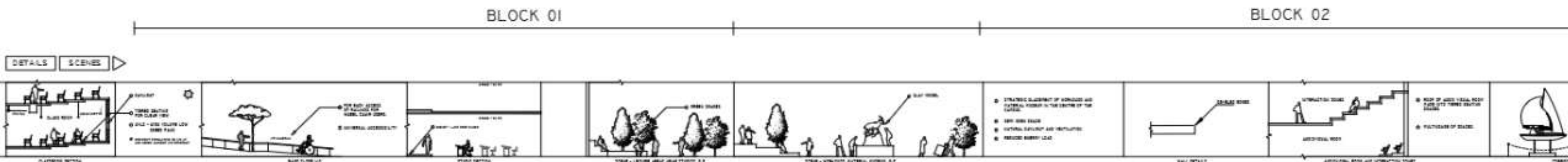
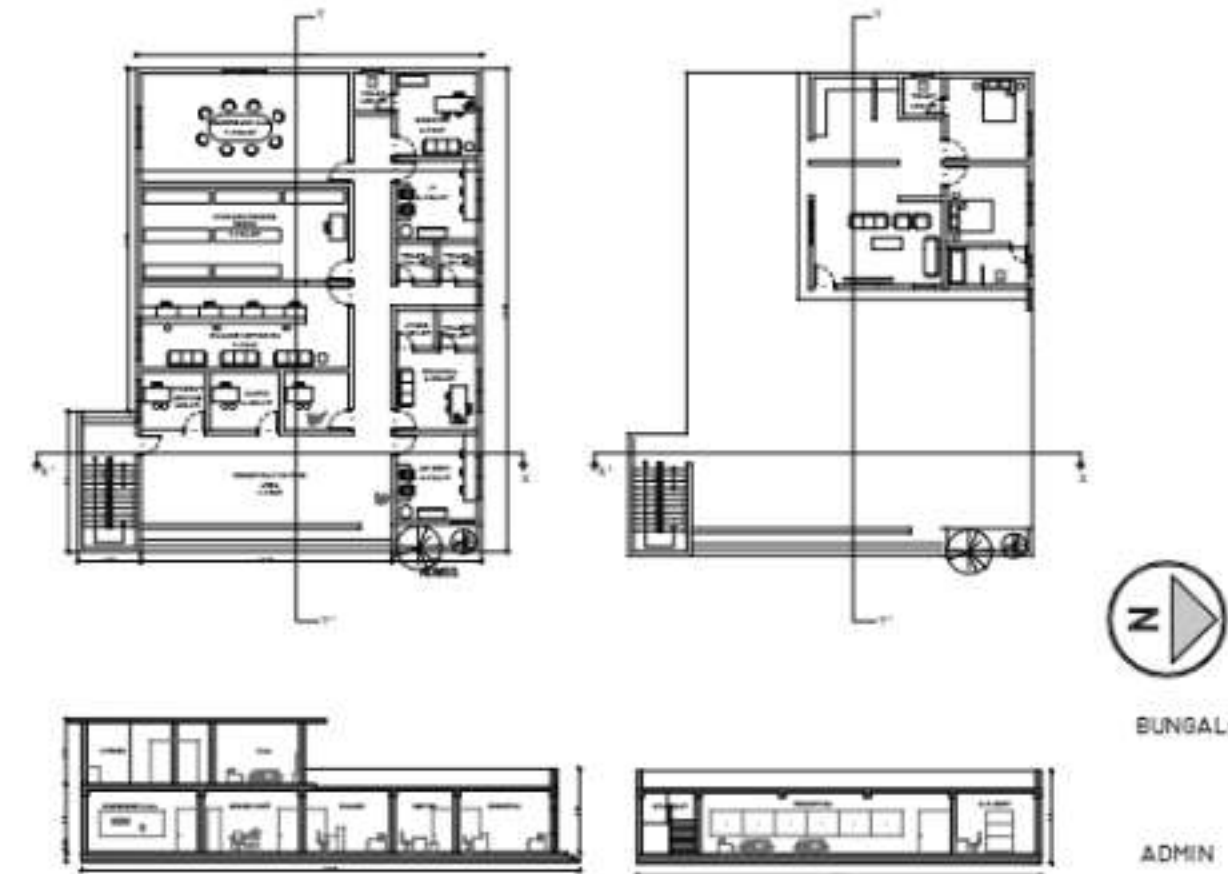
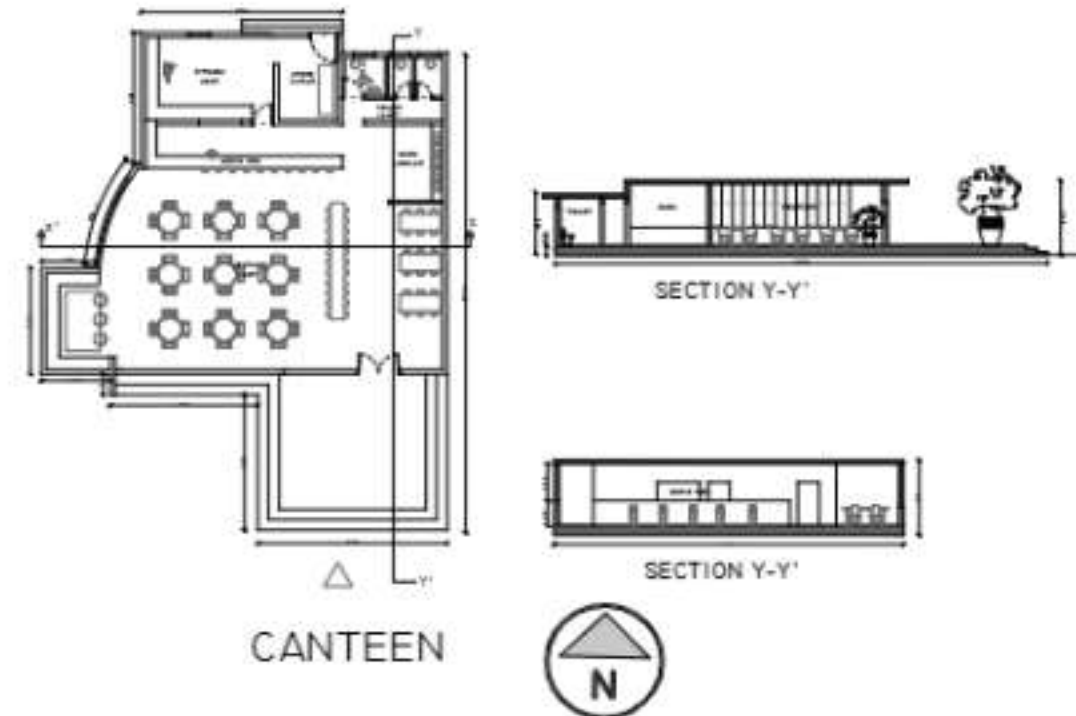
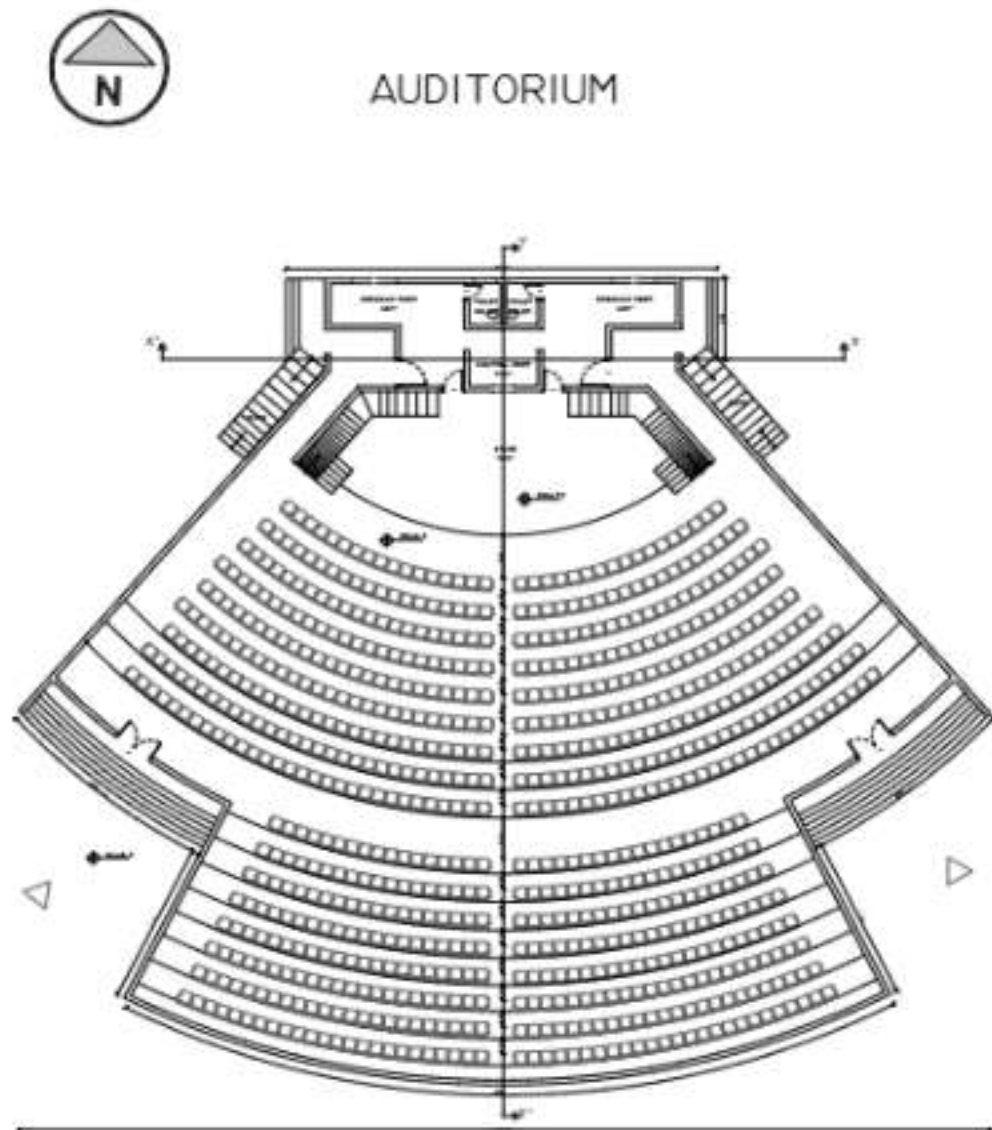
DATE: 29-10-2025

LOCATION : PONDICHERRY UNIVERSITY, R.V. NAGAR, KALAPET

COORDINATES: LATITUDE - 12.0159° N, LONGITUDE - 79.8585° E

SITE AREA : 16 ACRES | 64,749.70 SQM

PLINTH AREA :



DETAILS

DOOR SCHEDULES

S.NO.	N.	DIMENSION	DOOR TYPE
1.	D1	1.5X2.1M	DOUBLE DOOR
2.	D2	1.2X2.1M	SINGLE DOOR
3.	D3	1X2.1M	SINGLE DOOR
4.	D4	.8X2.1M	SINGLE DOOR
5.	D5	.7X2.1M	SINGLE DOOR

WINDOW SCHEDULES

S.NO.	N.	DIMENSION	WINDOW TYPE
1.	W1	2X2.1M	FRENCH WINDOW
2.	W2	1.5X2.1M	FRENCH WINDOW
3.	W3	1.2X1.2M	DOUBLE SHUTTER
4.	W4	1X1.2M	MUNG WINDOW
5.	W5	1X1M	MUNG WINDOW

VENTILATOR SCHEDULES

S.NO.	N.	DIMENSION	VENTILATOR TYPE
1.	V1	1X.5M	PIVOTED
2.	V2	.5X.5M	PIVOTED

FLOOR DETAILS

1.	FLOOR TO CEILING HEIGHT	3.45M
2.	FLOOR TO FLOOR HEIGHT	3.00M
3.	SLAB THICKNESS	.15M

WALL THICKNESS

S.NO.	WALL	THICKNESS
1.	OUTER WALL	.3M
2.	INNER WALL	.25M
3.	PARTITION WALL	.15M

STAIRCASE DETAILS

S.NO.	STAIR TYPE	WIDTH	TOTAL RISE
1.	ANGULAR - 100	1.5M	24
2.	STRAIGHT	1.5M	24
3.	SPIRAL	1.5M	24
4.	DOOR-LEADED	1.5M	24

STEP DETAILS

S.NO.	DETAILS	DIMENSION
1.	THREAD	.30M
2.	RISER	.15M
3.	HANDRAIL	.90M IN HEIGHT

RAINF DETAILS

RAINF SLOPE	1:10
-------------	------

LIFT DETAILS

NO. OF LIFTS	4
CAPACITY	10 PASSENGERS
DIMENSION	1.20X1.40M

COLUMN DETAILS

COLUMN NO.	DIMENSION
C1	.60X.60M
C2	.30X.60M
C3	.60M DIA
C4	.50M DIA

BEAM DETAILS

SPAN	.15M
DEPTH	.65M

AR3711 - CRITICAL DESIGN STUDIO

SCHOOL OF ARCHITECTURE AND PLANNING, PONDICHERRY

FACULTIES : AR KEERTHANA, AR FENIN GRAF

NAME : SHALBIN S JOY

REG NO. : 963422251029

BATCH : 2022-2027

YEAR : 04, SEM : 07

SIGN :


LANDSCAPE
MORE

BUILDING
LESS

THE SOUL
OF THE
CAMPUS

BRUT
ALISM

CAMPUS OF
SIGNIFICANCE
SPA PONDICHERRY



• MATERIAL PALETTE
• COLOURS

CONCRETE

STEEL

RECLAIMED
WOOD

GLASS

TRANSLUCENT
CONCRETE



INTO THE EARTH

ENTRANCE OF THE CAMPUS : COVERED WITH LUSH GREEN ENVIRONMENT



PRINCIPAL'S BUNGALOW

VIEWS

AR3711
CRITICAL DESIGN STUDIO

AR KEERTHANA, AE FENIN GRAF

23

CANTEEN, OAT




OPEN AIR THEATRE AND CANTEEN - **OVERLAPPED**
THE SPACE BECAME THE CENTRAL
SOUL OF CAMPUS

VIEW : B.ARCH BLOCK



DESIGNED TO BE **PEDESTRIAN FRIENDLY**,
LEARNING, INTERACTIVE SPACES.
DESIGNED TO HIGHLIGHT LANDSCAPES.

B.ARCH, B.PLAN ILLUSTRATION



VIEWS

AR3711
CRITICAL DESIGN STUDIO
AR KEERTHANA, AR FENIN GRAF

24



B.ARCH BLOCK



INTERACTIVE SPACES

SHALBIN S JOY

22 AR 29

04 YR, 07 SEM

2022 - 2027

HOSTEL BLOCK

